

# SPECIAL RELEASE

## Price Situationer of Selected Agricultural Commodities

### Second Phase of November 2024

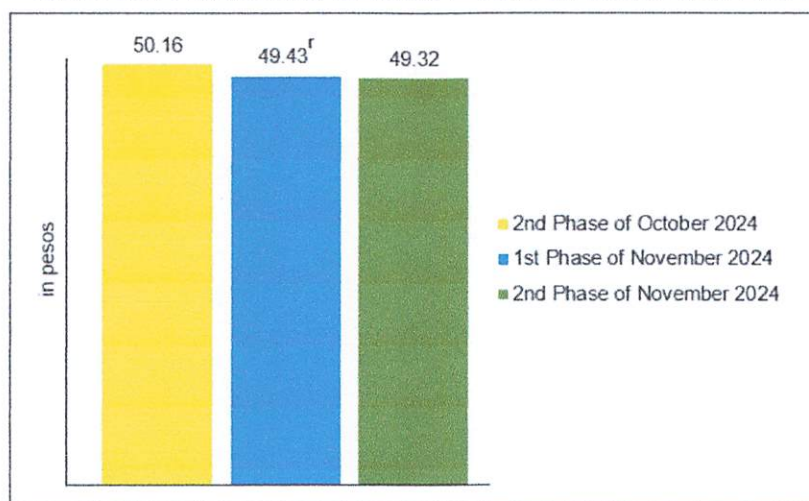
(Reference Period: 15 to 17 November 2024)

Date of Release: 27 November 2024

Reference No. 2024-SSO-195

### 1. Rice, Regular Milled

Figure 1. Average Retail Price per Kilogram of Regular Milled Rice  
Philippines: Second Phase of October 2024  
and First Phase and Second Phase of November 2024



*r - revised*


Source: Philippine Statistics Authority, Retail Price Survey of Selected Commodities for the Generation of Consumer Price Index

At the national level, a kilogram of regular milled rice had an average retail price of PhP 49.32 during the second phase of November 2024 (15 to 17 November 2024). This was lower than its average retail price in the first phase of November 2024 (01 to 05 November 2024) at PhP 49.43 per kilogram. Similarly, this was lower relative to its price level in the second phase of October 2024 (15 to 17 October 2024) at PhP 50.16 per kilogram. (Figure 1 and Table 1)



## 2. Fresh Pork, Liempo

Figure 2. Average Retail Price per Kilogram of Fresh Pork, Liempo  
Philippines: Second Phase of October 2024  
and First Phase and Second Phase of November 2024

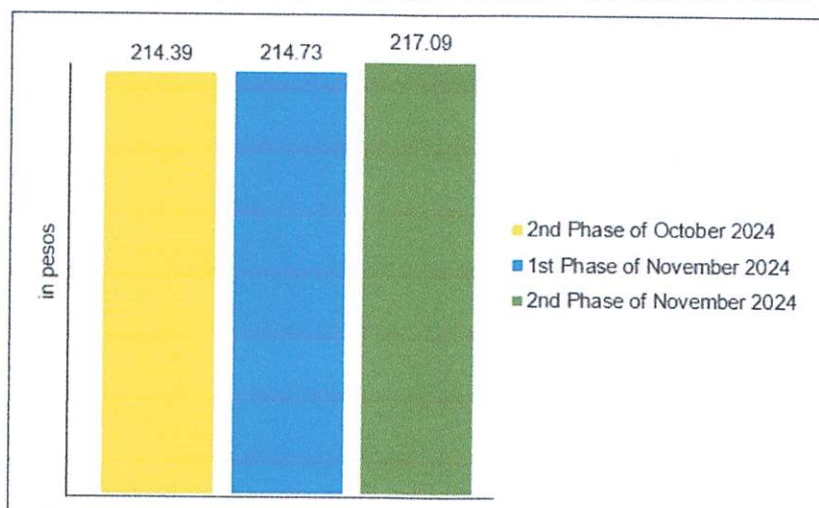


Source: Philippine Statistics Authority, Retail Price Survey of Selected Commodities for the Generation of Consumer Price Index

An average retail price of PhP 353.22 per kilogram at the national level was reported for fresh pork liempo during the second phase of November 2024. It showed an increment from its average retail prices of PhP 352.29 per kilogram in the first phase of November 2024 and PhP 350.88 per kilogram in the second phase of October 2024. (Figure 2 and Table 2)

## 3. Galunggong

Figure 3. Average Retail Price per Kilogram of Galunggong  
Philippines: Second Phase of October 2024  
and First Phase and Second Phase of November 2024



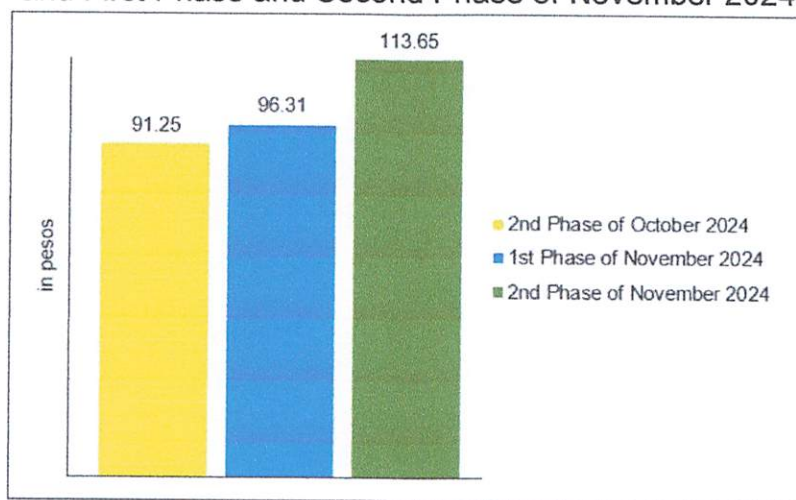
Source: Philippine Statistics Authority, Retail Price Survey of Selected Commodities for the Generation of Consumer Price Index



A kilogram of galunggong in the country had an average retail price of PhP 217.09 during the second phase of November 2024. This was higher than the average retail prices of PhP 214.73 per kilogram in the first phase of November 2024 and PhP 214.39 per kilogram in the second phase of October 2024. (Figure 3 and Table 3)

#### 4. Eggplant

Figure 4. Average Retail Price per Kilogram of Eggplant  
Philippines: Second Phase of October 2024  
and First Phase and Second Phase of November 2024

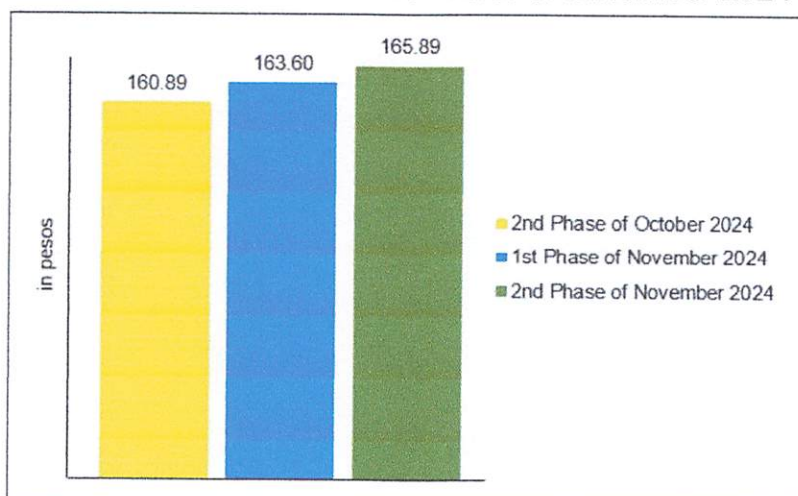


Source: Philippine Statistics Authority, Retail Price Survey of Selected Commodities for the Generation of Consumer Price Index

A kilogram of eggplant in the country had an average retail price of PhP 113.65 during the second phase of November 2024. This showed an increase from its average retail price of PhP 96.31 per kilogram in the first phase of November 2024. Similarly, this was higher relative to its price level in the second phase of October 2024 at PhP 91.25 per kilogram. (Figure 4 and Table 4)

## 5. Garlic, Imported

Figure 5. Average Retail Price per Kilogram of Imported Garlic  
Philippines: Second Phase of October 2024  
and First Phase and Second Phase of November 2024




Source: Philippine Statistics Authority, Retail Price Survey of Selected Commodities for the Generation of Consumer Price Index

An average retail price of PhP 165.89 per kilogram at the national level was reported for imported garlic during the second phase of November 2024. It went up from the average retail price of PhP 163.60 per kilogram in the first phase of November 2024. Similarly, this was higher relative to its price level in the second phase of October 2024 at PhP 160.89 per kilogram. (Figure 5 and Table 5)

## 6. Calamansi

Figure 6. Average Retail Price per Kilogram of Calamansi  
Philippines: Second Phase of October 2024  
and First Phase and Second Phase of November 2024




Source: Philippine Statistics Authority, Retail Price Survey of Selected Commodities for the Generation of Consumer Price Index

At the national level, a kilogram of calamansi had an average retail price of PhP 79.01 during the second phase of November 2024. This was higher than its average retail price of PhP 77.04 per kilogram in the first phase of November 2024. Similarly, this was higher relative to its price level in the second phase of October 2024 at PhP 75.20 per kilogram. (Figure 6 and Table 6)

## 7. Cooking Oil

Figure 7. Average Retail Price per Liter of Cooking Oil  
Philippines: Second Phase of October 2024  
and First Phase and Second Phase of November 2024



Source: Philippine Statistics Authority, Retail Price Survey of Selected Commodities for the Generation of Consumer Price Index

At the national level, cooking oil had an average retail price of PhP 162.29 per liter during the second phase of November 2024. This was higher than the average retail prices of PhP 161.53 per liter recorded in the first phase of November 2024 and PhP 161.75 per liter during the second phase of October 2024. (Figure 7 and Table 7)

 11/27/24  
for **DIVINA GRACIA L. DEL PRADO, PhD**  
Assistant Secretary  
Deputy National Statistician  
Sectoral Statistics Office

  
RCL/GGP/LKDB