

SPECIAL RELEASE

Price Situationer of Selected Agricultural Commodities

Second Phase of October 2024

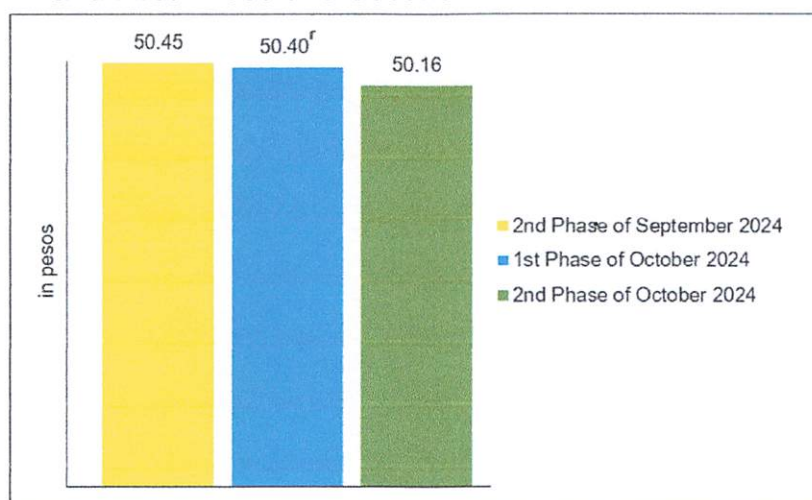
(Reference Period: 15 to 17 October 2024)

Date of Release: 29 October 2024

Reference No. 2024-SSO-163

1. Rice, Regular Milled

Figure 1. Average Retail Price per Kilogram of Regular Milled Rice
Philippines: Second Phase of September 2024
and First Phase and Second Phase of October 2024



r - revised

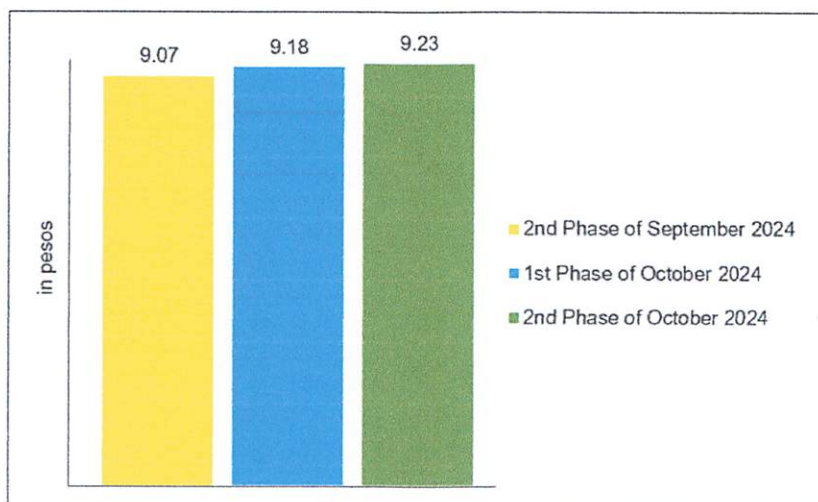
Source: Philippine Statistics Authority, Retail Price Survey of Selected Commodities for the Generation of Consumer Price Index

At the national level, a kilogram of regular milled rice had an average retail price of PhP 50.16 during the second phase of October 2024 (15 to 17 October 2024). This was lower than its average retail price in the first phase of October 2024 (01 to 05 October 2024) at PhP 50.40 per kilogram. Similarly, this was lower relative to its price level in the second phase of September 2024 (15 to 17 September 2024) at PhP 50.45 per kilogram. (Figure 1 and Table 1)



2. Chicken Egg, Medium

Figure 2. Average Retail Price per Piece of Chicken Egg, Medium
Philippines: Second Phase of September 2024
and First Phase and Second Phase of October 2024

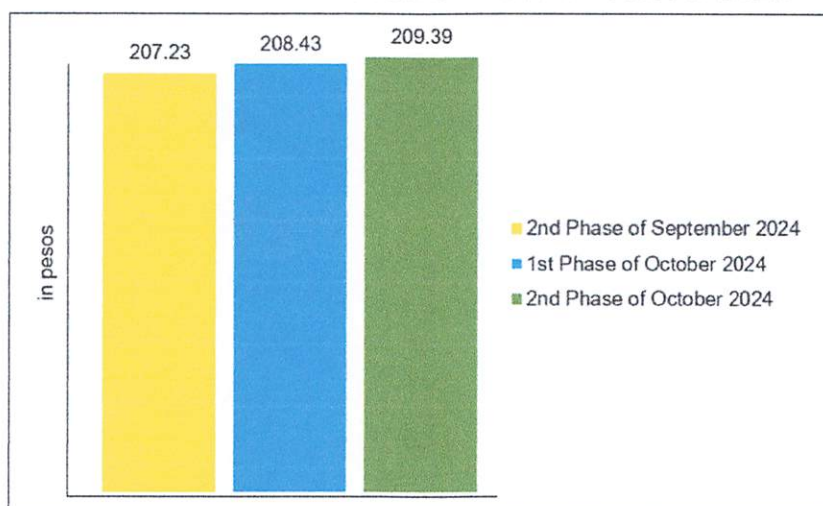


Source: Philippine Statistics Authority, Retail Price Survey of Selected Commodities for the Generation of Consumer Price Index

An average retail price of PhP 9.23 per piece at the national level was reported for medium-sized chicken egg during the second phase of October 2024. It showed an increment from its average retail prices of PhP 9.18 per piece in the first phase of October 2024 and PhP 9.07 per piece in the second phase of September 2024. (Figure 2 and Table 2)

3. Bangus

Figure 3. Average Retail Price per Kilogram of Bangus
Philippines: Second Phase of September 2024
and First Phase and Second Phase of October 2024

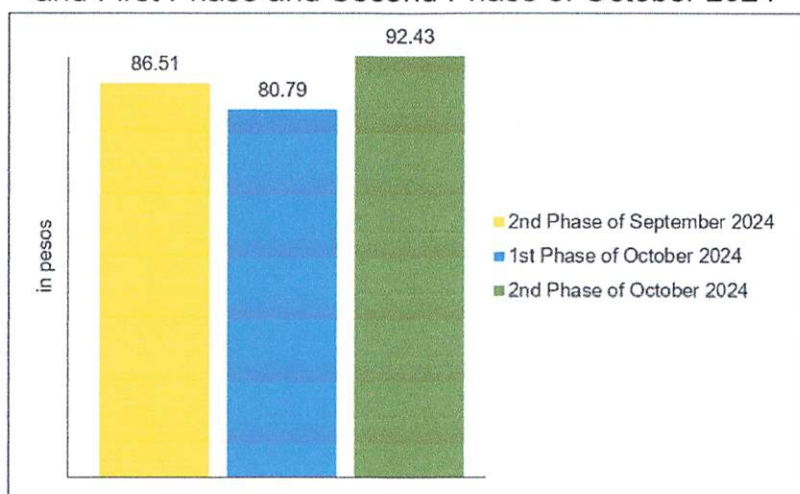


Source: Philippine Statistics Authority, Retail Price Survey of Selected Commodities for the Generation of Consumer Price Index

A kilogram of bangus in the country had an average retail price of PhP 209.39 during the second phase of October 2024. This was higher than the average retail prices of PhP 208.43 per kilogram in the first phase of October 2024 and PhP 207.23 per kilogram in the second phase of September 2024. (Figure 3 and Table 3)

4. Tomato

Figure 4. Average Retail Price per Kilogram of Tomato
Philippines: Second Phase of September 2024
and First Phase and Second Phase of October 2024

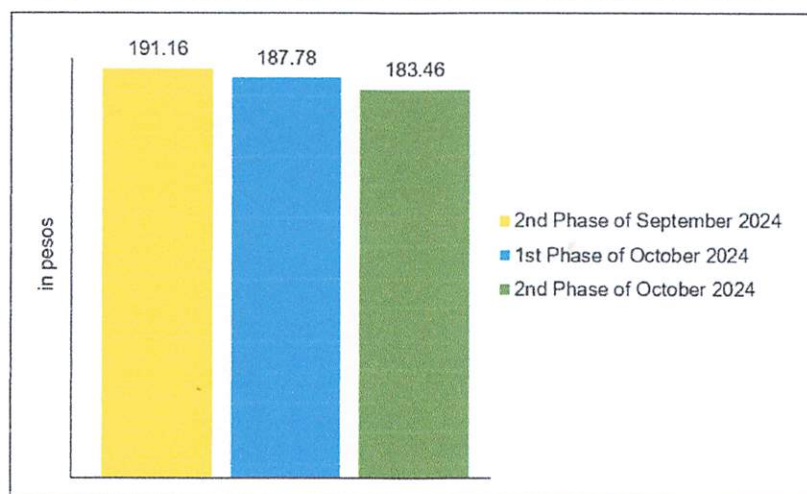


Source: Philippine Statistics Authority, Retail Price Survey of Selected Commodities for the Generation of Consumer Price Index

A kilogram of tomato in the country had an average retail price of PhP 92.43 during the second phase of October 2024. This showed an increase from its average retail price of PhP 80.79 per kilogram in the first phase of October 2024. Similarly, this was higher relative to its price level in the second phase of September 2024 at PhP 86.51 per kilogram. (Figure 4 and Table 4)

5. Ginger, Hawaiian

Figure 5. Average Retail Price per Kilogram of Ginger, Hawaiian
Philippines: Second Phase of September 2024
and First Phase and Second Phase of October 2024




Source: Philippine Statistics Authority, Retail Price Survey of Selected Commodities for the Generation of Consumer Price Index

An average retail price of PhP 183.46 per kilogram at the national level was reported for hawaiian ginger during the second phase of October 2024. It went down from the average retail price of PhP 187.78 per kilogram in the first phase of October 2024. Similarly, this was lower relative to its price level in the second phase of September 2024 at PhP 191.16 per kilogram. (Figure 5 and Table 5)

6. Mango, Carabao

Figure 6. Average Retail Price per Kilogram of Mango, Carabao
Philippines: Second Phase of September 2024
and First Phase and Second Phase of October 2024



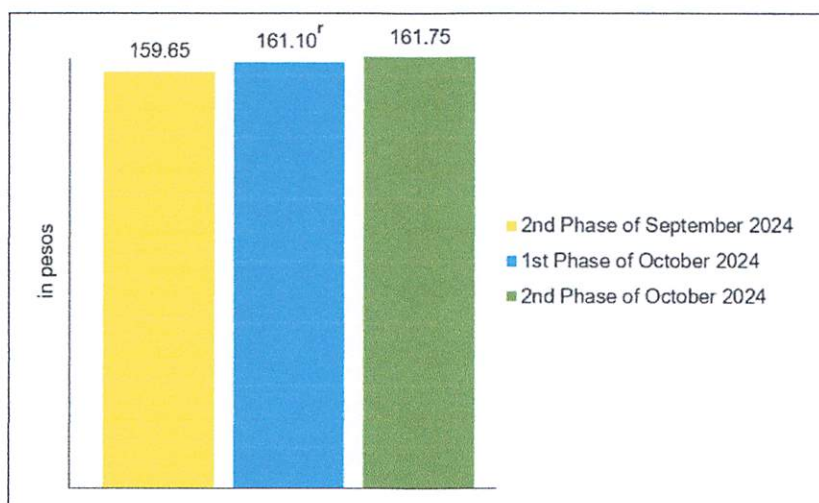
r - revised

Source: Philippine Statistics Authority, Retail Price Survey of Selected Commodities for the Generation of Consumer Price Index

At the national level, a kilogram of carabao mango had an average retail price of PhP 213.96 during the second phase of October 2024. This was lower than its average retail price of PhP 234.19 per kilogram in the first phase of October 2024. Meanwhile, this was higher relative to its price level in the second phase of September 2024 at PhP 210.80 per kilogram. (Figure 6 and Table 6)

7. Cooking Oil

Figure 7. Average Retail Price per Liter of Cooking Oil
Philippines: Second Phase of September 2024
and First Phase and Second Phase of October 2024



r - revised

Source: Philippine Statistics Authority, Retail Price Survey of Selected Commodities for the Generation of Consumer Price Index

At the national level, cooking oil had an average retail price of PhP 161.75 per liter during the second phase of October 2024. This was higher than the average retail prices of PhP 161.10 per liter recorded in the first phase of October 2024 and PhP 159.65 per liter during the second phase of September 2024. (Figure 7 and Table 7)


DIVINA GRACIA L. DEL PRADO, PhD
Assistant Secretary
Deputy National Statistician
Sectoral Statistics Office


RCL/GGP/LKDB