

SPECIAL RELEASE

Price Situationer of Selected Agricultural Commodities

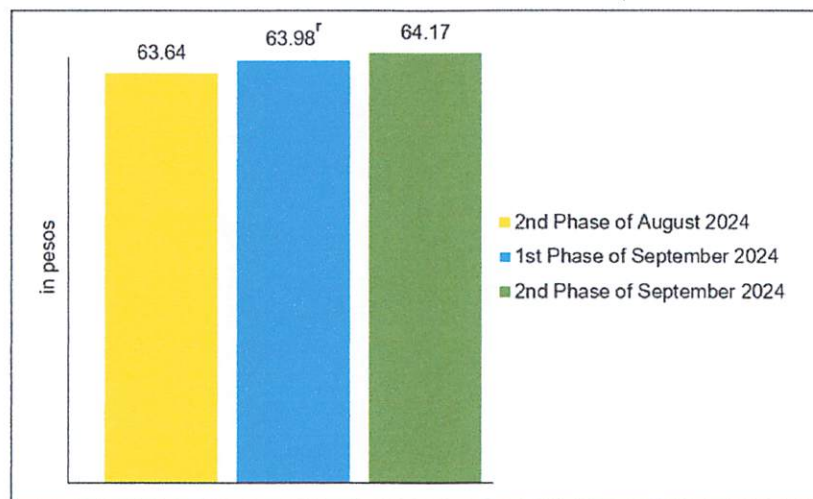
Second Phase of September 2024

(Reference Period: 15 to 17 September 2024)

Date of Release: 27 SEP 2024
Reference No. 2024-SSO-146

1. Rice, Special

Figure 1. Average Retail Price per Kilogram of Special Rice
Philippines: Second Phase of August 2024
and First Phase and Second Phase of September 2024



^r - revised

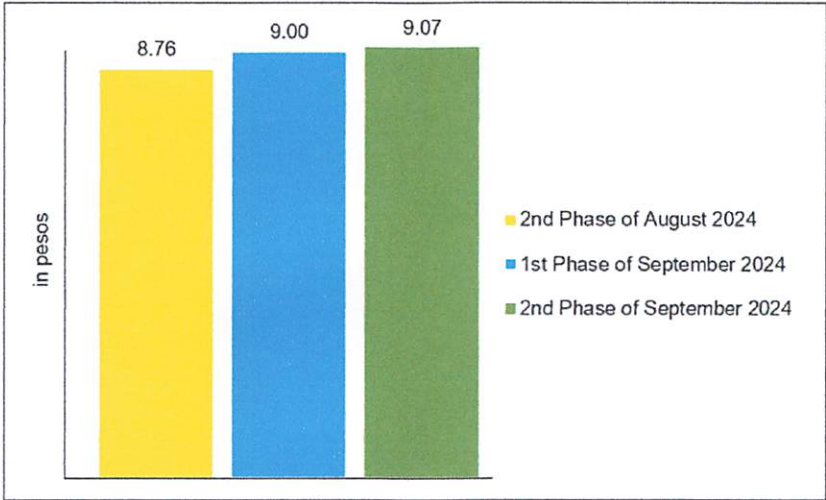
Source: Philippine Statistics Authority, Retail Price Survey of Commodities
for the Generation of 2018-based Consumer Price Index

At the national level, a kilogram of special rice had an average retail price of PhP 64.17 during the second phase of September 2024 (15 to 17 September 2024). This was higher than its average retail price in the first phase of September 2024 (01 to 05 September 2024) at PhP 63.98 per kilogram. Similarly, this was higher relative to its price level in the second phase of August 2024 (15 to 17 August 2024) at PhP 63.64 per kilogram. (Figure 1 and Table 1)



2. Chicken Egg, Medium

Figure 2. Average Retail Price per Piece of Chicken Egg, Medium
Philippines: Second Phase of August 2024
and First Phase and Second Phase of September 2024

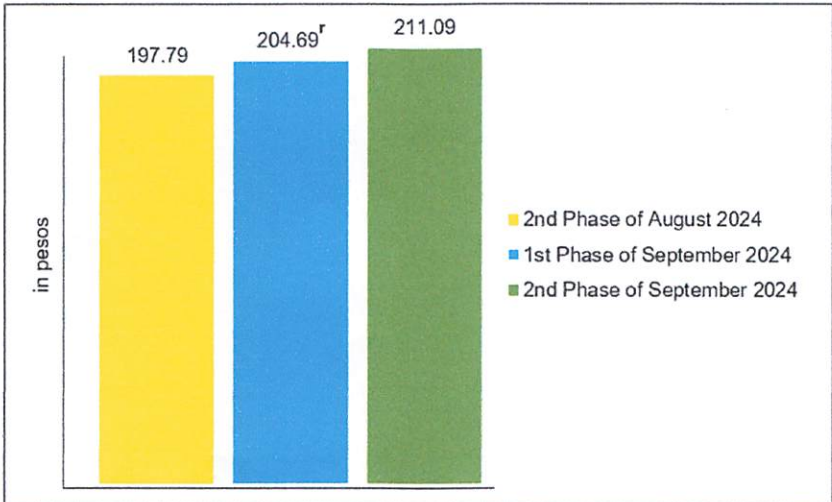


Source: Philippine Statistics Authority, Retail Price Survey of Commodities for the Generation of 2018-based Consumer Price Index

An average retail price of PhP 9.07 per piece at the national level was reported for medium-sized chicken egg during the second phase of September 2024. It showed an increment from its average retail prices of PhP 9.00 per piece in the first phase of September 2024 and PhP 8.76 per piece in the second phase of August 2024. (Figure 2 and Table 2)

3. Galunggong

Figure 3. Average Retail Price per Kilogram of Galunggong
Philippines: Second Phase of August 2024
and First Phase and Second Phase of September 2024



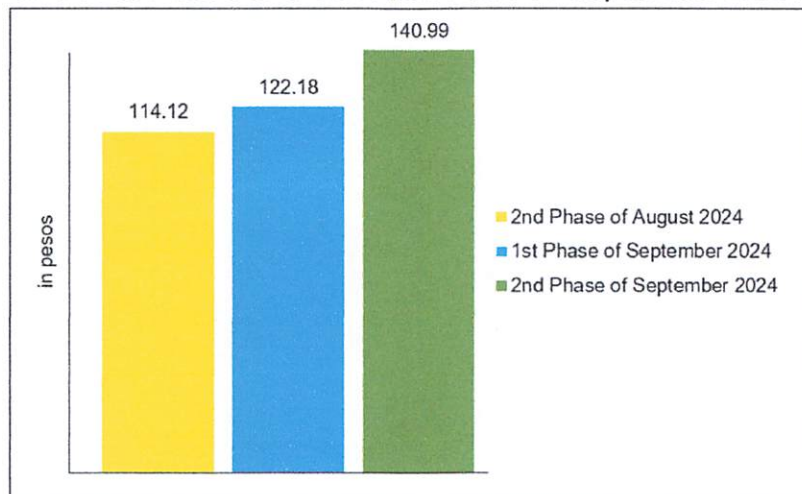
r - revised

Source: Philippine Statistics Authority, Retail Price Survey of Commodities for the Generation of 2018-based Consumer Price Index

A kilogram of galunggong in the country had an average retail price of PhP 211.09 during the second phase of September 2024. This was higher than the average retail prices of PhP 204.69 per kilogram in the first phase of September 2024 and PhP 197.79 per kilogram in the second phase of August 2024. (Figure 3 and Table 3)

4. Baguio Beans

Figure 4. Average Retail Price per Kilogram of Baguio Beans
Philippines: Second Phase of August 2024
and First Phase and Second Phase of September 2024

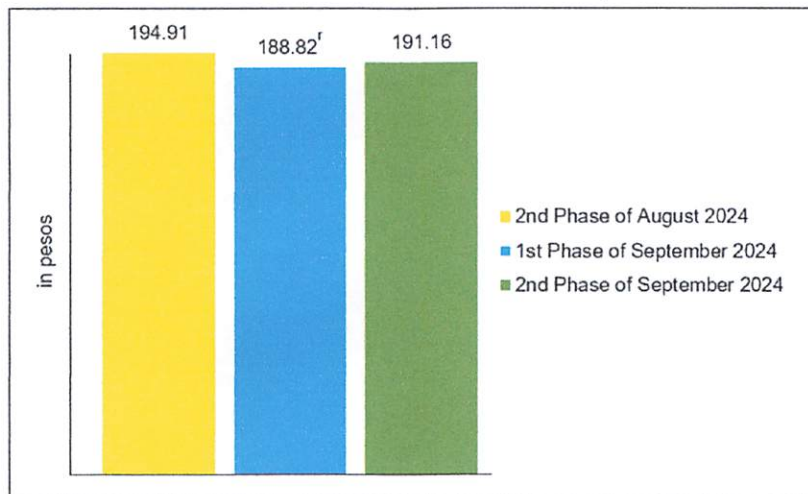


Source: Philippine Statistics Authority, Retail Price Survey of Commodities for the Generation of 2018-based Consumer Price Index

A kilogram of baguio beans in the country had an average retail price of PhP 140.99 during the second phase of September 2024. This showed an increase from its average retail price of PhP 122.18 per kilogram in the first phase of September 2024. Similarly, this was higher relative to its price level in the second phase of August 2024 at PhP 114.12 per kilogram. (Figure 4 and Table 4)

5. Ginger, Hawaiian

Figure 5. Average Retail Price per Kilogram of Ginger, Hawaiian Philippines: Second Phase of August 2024 and First Phase and Second Phase of September 2024



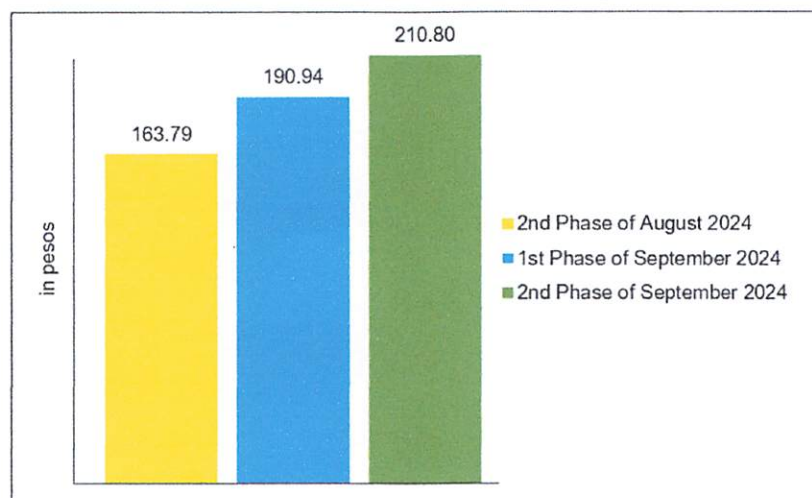
r - revised

Source: Philippine Statistics Authority, Retail Price Survey of Commodities for the Generation of 2018-based Consumer Price Index

An average retail price of PhP 191.16 per kilogram at the national level was reported for hawaiian ginger during the second phase of September 2024. It went up from the average retail price of PhP 188.82 per kilogram in the first phase of September 2024. Meanwhile, this was lower relative to its price level in the second phase of August 2024 at PhP 194.91 per kilogram. (Figure 5 and Table 5)

6. Mango, Carabao

Figure 6. Average Retail Price per Kilogram of Mango, Carabao Philippines: Second Phase of August 2024 and First Phase and Second Phase of September 2024

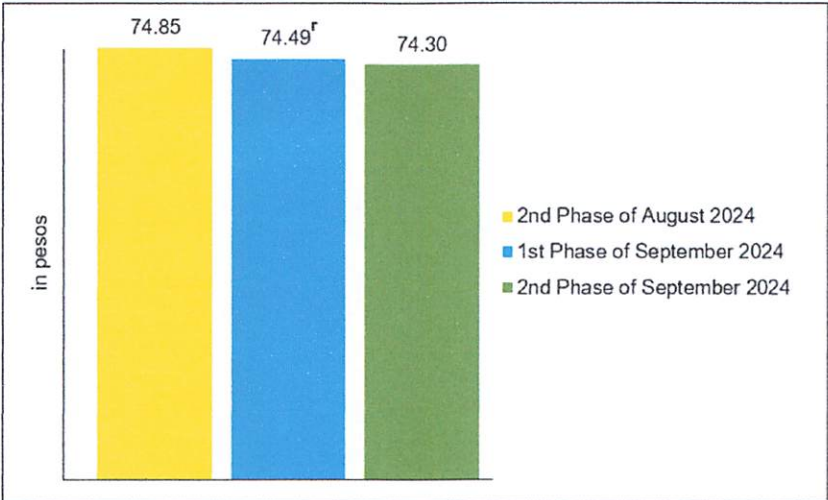


Source: Philippine Statistics Authority, Retail Price Survey of Commodities for the Generation of 2018-based Consumer Price Index

At the national level, a kilogram of carabao mango had an average retail price of PhP 210.80 during the second phase of September 2024. This was higher than its average retail price of PhP 190.94 per kilogram in the first phase of September 2024. Similarly, this was higher relative to its price level in the second phase of August 2024 at PhP 163.79 per kilogram. (Figure 6 and Table 6)

7. Brown Sugar

Figure 7. Average Retail Price per Kilogram of Brown Sugar
Philippines: Second Phase of August 2024
and First Phase and Second Phase of September 2024



r - revised
Source: Philippine Statistics Authority, Retail Price Survey of Commodities for the Generation of 2018-based Consumer Price Index

At the national level, brown sugar had an average retail price of PhP 74.30 per kilogram during the second phase of September 2024. This was lower than the average retail prices of PhP 74.49 per kilogram recorded in the first phase of September 2024 and PhP 74.85 per kilogram during the second phase of August 2024. (Figure 7 and Table 7)

DIVINA GRACIA L. DEL PRADO, PhD
Assistant Secretary
Deputy National Statistician
Sectoral Statistics Office

RCL/GGP/LKDB