





























Objectives/Results	Indicator	Baseline ^{a/}	Latest Data	Plan Target ^{b/}	Likelihood of Achieving the PDP target	Responsible Agency ^{c/}	Reporting Entity ^{d/}
CHAPTER 13: ENSURE PEACE AND SECURITY AND ENHANCE ADMINISTRATION OF JUSTICE							
Societal Goal							
Economic transformation for a prosperous, inclusive, and resilient society							
Chapter Outcome							
Peace and security ensured and administration of justice enhanced							
Subchapter Outcome 1							
Peace and security ensured							
Subchapter Outcome 1.1							
Protection and development of conflict-affected and conflict-vulnerable communities sustained							
Percentage of implementation of peace agreements completed							
		2021	2023	2028			
	Comprehensive Agreement on the Bangsamoro	43	28.5	100	↓	OPAPRU, DND, DILG, BARMM Government	OPAPRU
		2021	2023	2028			
	1996 Final Peace Agreement with MNLF	50	30.0	100	↓	OPAPRU, DND, DILG, BARMM Government	OPAPRU
		2021	2023	2028			
	2000 Peace Agreement with the RPM-P/RPA/ABB: Nilo Dela Cruz Group	0	5.0	100	↓	OPAPRU, DND, DILG, DSWD	OPAPRU
		2021	2023	2028			
	5-Year Normalization Program with the GPH-CBA-CPLA Peace Process completed	52	77.0	100	↓	OPAPRU, DND, DILG	OPAPRU
Subchapter Outcome 1.2							
Quality of life of people safeguarded from criminality							
	Average monthly index crime rate reduced (%)	2.78	2.87	Below baseline value	↓	DILG, PNP, LGUs	PNP


Objectives/Results	Indicator	Baseline ^{a/}	Latest Data	Plan Target ^{b/}	Likelihood of Achieving the PDP target	Responsible Agency ^{c/}	Reporting Entity ^{d/}
CHAPTER 13: ENSURE PEACE AND SECURITY AND ENHANCE ADMINISTRATION OF JUSTICE							
Subchapter Outcome 1.2							
Quality of life of people safeguarded from criminality	Proportion of families that feel safe walking alone in the community at night (%)	2020 89.80	2022 95.3	2028 Above baseline value		DILG, PNP, LGUs	PSA
Subchapter Outcome 1.3							
Protection and safety from hazards and other threats ensured	Percentage of cyber incident reports processed/closed and remediated	2022 80	2023 95	2028 Above baseline value		DICT, PNP, NBI Cybercrime Units	DICT
Subchapter Outcome 2							
Administration of justice enhanced							
Subchapter Outcome 2.1							
Quality and efficiency in disposition of cases improved	<u>Quality in disposition of cases improved</u>						
	Case completion period in judicial dockets improved ^{e/}	2021 86	2023 86.66 ¹	2028 92		SC	SC
	Percentage of successful prosecution improved (convictions vis-à-vis acquittal) ^{f/}	2021 91.05	2023 89.55	2028 91.15		DOJ-NPS	DOJ
	<u>Efficiency in disposition of cases improved</u>						
	Disposition rate of all courts improved ^{g/}	2021 39	2023 39 ¹	2028 51		SC	SC

Objectives/Results	Indicator	Baseline ^{a/}	Latest Data	Plan Target ^{b/}	Likelihood of Achieving the PDP target	Responsible Agency ^{c/}	Reporting Entity ^{d/}
CHAPTER 13: ENSURE PEACE AND SECURITY AND ENHANCE ADMINISTRATION OF JUSTICE							
Subchapter Outcome 2.1							
Quality and efficiency in disposition of cases improved	Percentage of criminal complaints resolved on preliminary investigation improved	2021 92.29	2023 93.17	2028 92.34		DOJ-NPS	DOJ
	Clearance rate of all courts improved	2021 93	2023 105 ¹	2028 105		SC	SC
Aggregate Outputs							
	Number of Justice Zones established increased	2022 9	2023 3 ¹	2028 24 ^Σ		JSCC	SC
	Number of prosecution office buildings constructed increased	2022 90	2023 4	2028 23 ^Σ		DOJ	DOJ
	Prosecutor-to-court percentage ratio improved ^{h/}	2021 45.6	2023 78.41	2028 100 ^Σ		DOJ	DOJ
	Number of Halls of Justice increased	2021 357	2023 7 ¹	2028 35 ^Σ		SC	SC

Objectives/Results	Indicator	Baseline ^{a/}	Latest Data	Plan Target ^{b/}	Likelihood of Achieving the PDP target	Responsible Agency ^{c/}	Reporting Entity ^{d/}
CHAPTER 13: ENSURE PEACE AND SECURITY AND ENHANCE ADMINISTRATION OF JUSTICE							
Aggregate Outputs							
		2022	2023	2028			
	Number of Management Information Systems (MIS) and Information and Communications Technology (ICT) systems for the justice sector increased	5	4	3	Σ		DOJ DOJ
Subchapter Outcome 2.1							
Quality and efficiency in disposition of cases improved	Settlement rate of Alternative Dispute Resolution (ADR) cases improved						
		2021	2023	2028			
	Settlement rate of ADR cases by the Katarungang Pambarangay improved	77.00	76.77	84.00			DILG, OADR DILG, OADR
	Settlement rate of ADR cases by the judiciary improved ^{i/}	51.00	52	63.00	1		PMC SC
		2021	2023	2028			
	Settlement rate of ADR cases by the executive branch improved (%) ^{j/}	48.22	50.18	55.00			Agencies in the Executive Branch with ADR mechanisms OADR
Aggregate Outputs							
		2021	2023	2028			
	Number of ADR practitioners and implementers trained by the executive branch increased ^{k/}	1,393	1,292	7,200	Σ		OADR OADR

Objectives/Results	Indicator	Baseline ^{a/}	Latest Data	Plan Target ^{b/}	Likelihood of Achieving the PDP target	Responsible Agency ^{c/}	Reporting Entity ^{d/}
CHAPTER 13: ENSURE PEACE AND SECURITY AND ENHANCE ADMINISTRATION OF JUSTICE							
Subchapter Outcome 2.2							
Access to quality free or affordable legal service by Filipinos improved	Percentage of hearings for which no unjustified postponement is sought by the PAO legal representative maintained	2021 100	2023 100	2028 100		DOJ	DOJ
	Percentage of requests for legal assistance that are acted upon within two hours maintained	2021 100	2023 100	2028 100		DOJ	DOJ
Subchapter Outcome 2.3							
Quality of life of persons deprived of liberty (PDL) improved, and productive reintegration of PDL in the community ensured	Congestion rate in jail and prison facilities reduced						
	Average congestion rate in jail facilities reduced	July 2022 390	2023 330	2028 290		BJMP	BJMP
	Congestion rate in prison facilities reduced (%)	July 2022 304	2023 332	2028 262		BuCor	BuCor
	Male	July 2022 280	2023 346	2028 236		BuCor	BuCor
	Female	July 2022 24	2023 208	2028 26		BuCor	BuCor

Objectives/Results	Indicator	Baseline ^{a/}	Latest Data	Plan Target ^{b/}	Likelihood of Achieving the PDP target	Responsible Agency ^{c/}	Reporting Entity ^{d/}
CHAPTER 13: ENSURE PEACE AND SECURITY AND ENHANCE ADMINISTRATION OF JUSTICE							
Aggregate Outputs							
	Number of prison facilities increased	2022 129	2023 1	2028 16 ^z		BuCor	BuCor
Subchapter Outcome 2.3							
Quality of life of persons deprived of liberty (PDL) improved, and productive reintegration of PDL in the community ensured	Percentage of parolees and pardonees not recommitted into prison due to reoffending or other infractions improved	2021 98.94	2023 98.77	2028 99.02		DOJ-PPA	DOJ
Aggregate Outputs							
	Average participation rate of PDL in reformation programs by the Bureau of Corrections improved (%)	2022 88.00	2023 97.56	2028 91.00		BuCor	BuCor
	Male	July 2022 82.00	2023 97.56	2028 85.00		BuCor	BuCor
	Female	July 2022 94.00	2023 97.72	2028 97.00		BuCor	BuCor
	Number of PDL who completed the Katatagan, Kalusugan at Damayan sa Komunidad (KKDK) Program increased ^v	2021 391	2023 2,542	2028 4,500 ^z		BJMP	BJMP

Objectives/Results	Indicator	Baseline ^{a/}	Latest Data	Plan Target ^{b/}	Likelihood of Achieving the PDP target	Responsible Agency ^{c/}	Reporting Entity ^{d/}
CHAPTER 13: ENSURE PEACE AND SECURITY AND ENHANCE ADMINISTRATION OF JUSTICE							
Aggregate Outputs							
		<i>2021</i>	<i>2023</i>	<i>2028</i>			
	Existence of independent national human rights institutions in compliance with the Paris Principles	0	1	1		CHR	CHR

¹ Sourced from Philippine Development Report 2023.

^{a/} Actual data as of December 2021, or most recent available data.

^{b/} May either be the cumulative or incremental target value at the end of the plan period.

^{c/} NEDA Board Committees/Cabinet Cluster/IACs responsible for outcomes, and the implementing agencies responsible for delivering the outputs.

^{d/} Lead/ responsible agency for reporting progress on indicator targets.

^{e/} Percentage of pending cases that are less than five years old from filing. Regional disaggregation for this indicator follows the judicial regional grouping.

^{f/} Prosecution success rate is computed as Total Conviction/Total Conviction and Acquittal. Regional disaggregation for this indicator follows the DOJ Regionalization.

^{g/} Data for NCR includes Regional Trial Courts (RTC) and Metropolitan Trial Courts (METC); Data for Regions 9 and 12 includes Shari'ah District and Shari'ah Circuit Courts; Data for all other Regions include RTC, Municipal Trial Courts (MTC), Municipal Trial Courts in Cities (MTCC), and Municipal Circuit Trial Courts (MCTC).

^{h/} This indicator has been reclassified appropriately as an aggregate output indicator under subchapter outcome 2.1 (previously an outcome indicator under subchapter outcome 2.2). This correction supersedes what is published in the subchapter 13.2 write-up of the PDP 2023-2028.

^{i/} This represents the total cases mediated by the judiciary mechanisms, as follows: court-annexed mediation, mobile court-annexed mediation, appellate court mediation, judicial dispute resolution, and tax cases before the Court of Tax Appeals.

^{j/} This represents the cases mediated by executive agencies/offices such as PAO, DAR, NTC, NPC, NCIP, among others.

^{k/} This includes ADR practitioners trained in national government agencies, local government units (including *Katarungang Pambarangay*), and the private sector.

^{l/} This refers to the total number of PDL who complete the KKDK program prior to their release.

^z End-of-Plan Target is the sum of the annual targets from 2023 to 2028.

List of acronyms:

ADR - Alternative Dispute Resolution

BARMM - Bangsamoro Autonomous Region in Muslim Mindanao

BJMP - Bureau of Jail Management and Penology

BuCor - Bureau of Corrections

CHR - Commission on Human Rights

DICT - Department of Information and Communication Technology

DILG - Department of Interior and Local Government

DND - Department of National Defense

DOJ - Department of Justice

DOJ-NPS - DOJ-National Prosecution Service

DOJ-PPA - DOJ-Parole and Probation Administration

DSWD - Department of Social Welfare and Development

JSCC - Justice Sector Coordinating Council

LGUs - Local Government Units

NBI - National Bureau of Investigation

OADR - Office of Alternative Dispute Resolution

OPAPRU - Office of Presidential Adviser on the Peace Process

PMC - Philippine Mediation Center

PNP - Philippine National Police

SC - Supreme Court