

PRESS RELEASE

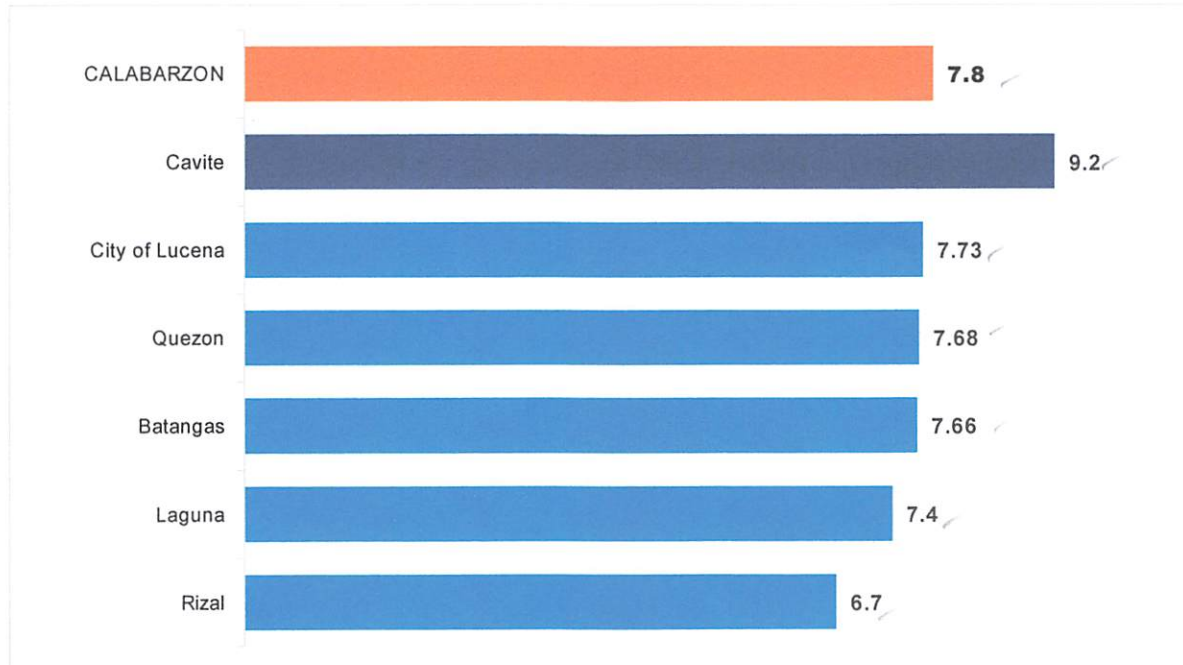
All Provinces and HUC in CALABARZON Posts Growth in 2022; Cavite Records the Fastest Growth of 9.2 Percent

Date of Release: 01 December 2023

Reference No. 2023- 880-224

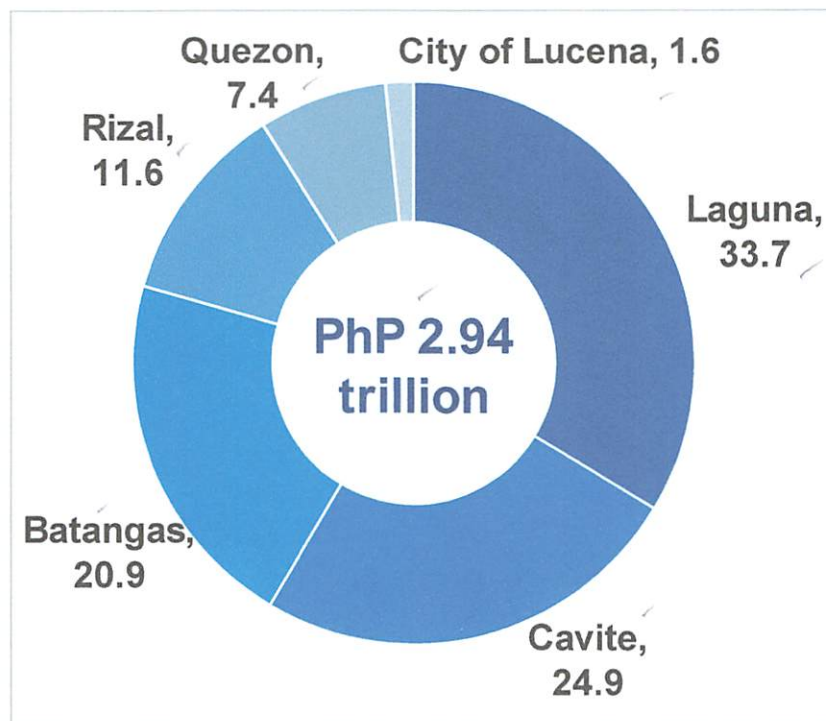
All the provinces and Highly Urbanized City (HUC) in CALABARZON Region posted growths in 2022. The province of Cavite recorded the fastest economic growth in 2022 at 9.2 percent, faster than the region's growth at 7.8 percent in 2022. (Figure 1)

Figure 1. Economic Performance of Provinces and HUC, CALABARZON Growth Rates (in Percent), 2021 to 2022 At Constant 2018 Prices



Of the PhP 2.94 trillion value of Gross Domestic Product (GDP) of the region in 2022, Laguna had the biggest share of 33.7 percent. This was followed by Cavite with 24.9 percent share and Batangas with 20.9 percent share. (Figure 2)

Figure 2. Share of Provinces and HUCs to CALABARZON's GDP
At Constant 2018 Prices: 2022 (In Percent)



The total value of Agriculture, forestry and fishing (AFF) of the region was reported at PhP 133.35 billion, of which Batangas had the biggest share of 35.9 percent. This was closely followed by the province of Quezon with a share of 35.3 percent, while Laguna ranked third, accounting for 10.8 percent share. (Table 1)

Meanwhile, in 2022, the total value of Industry of CALABARZON was PhP1.49 trillion. Among the provinces and HUC, Laguna accounted for the biggest share of 41.2 percent. Cavite ranked second with 23.6 percent share, while Batangas ranked third with 23.0 percent share. (Table 1)

Cavite accounted for 27.8 percent of the total PhP 1.32 trillion value of the region's Services. Laguna closely followed with 27.4 percent share, while Rizal had the third biggest share of 17.4 percent. (Table 1)


Table 1. Share of Provinces and HUC to CALABARZON's Major Industry
At Constant 2018 Prices: 2022

Region/Province/ HUC	Levels (in '000 PhP)			Share to the Region (in Percent)		
	AFF	INDUSTRY	SERVICES	AFF	INDUSTRY	SERVICES
Batangas	47,814,961	343,503,523	224,490,153	35.9	23.0	17.1
Cavite	13,193,311	352,976,795	365,221,595	9.9	23.6	27.8
Laguna	14,339,273	615,526,733	360,821,608	10.8	41.2	27.4
Quezon	47,099,176	69,906,233	100,833,213	35.3	4.7	7.7
Rizal	8,916,362	103,419,602	228,298,962	6.7	6.9	17.4
City of Lucena	1,984,232	8,533,005	36,102,450	1.5	0.6	2.7
CALABARZON	133,347,315	1,493,865,892	1,315,767,982	100.0	100.0	100.0

Source: Philippine Statistics Authority

In 2023, the PPA compilation covers 82 provinces and 17 HUCs across 16 regions in the country. The results covering the period 2018 to 2022 were consistent with the annual regional accounts released on 27 April 2023.

Complete statistical tables, charts, and data visuals on the PPA of CALABARZON can be accessed at psa.gov.ph/statistics/ppa. Results of the PPA are also released by the respective provincial offices of the PSA through rso04a.psa.gov.ph/statistics/ppa.



DIVINA GRACIA L. DEL PRADO, PhD
Assistant Secretary
Deputy National Statistician
Sectoral Statistics Office

