

PRESS RELEASE

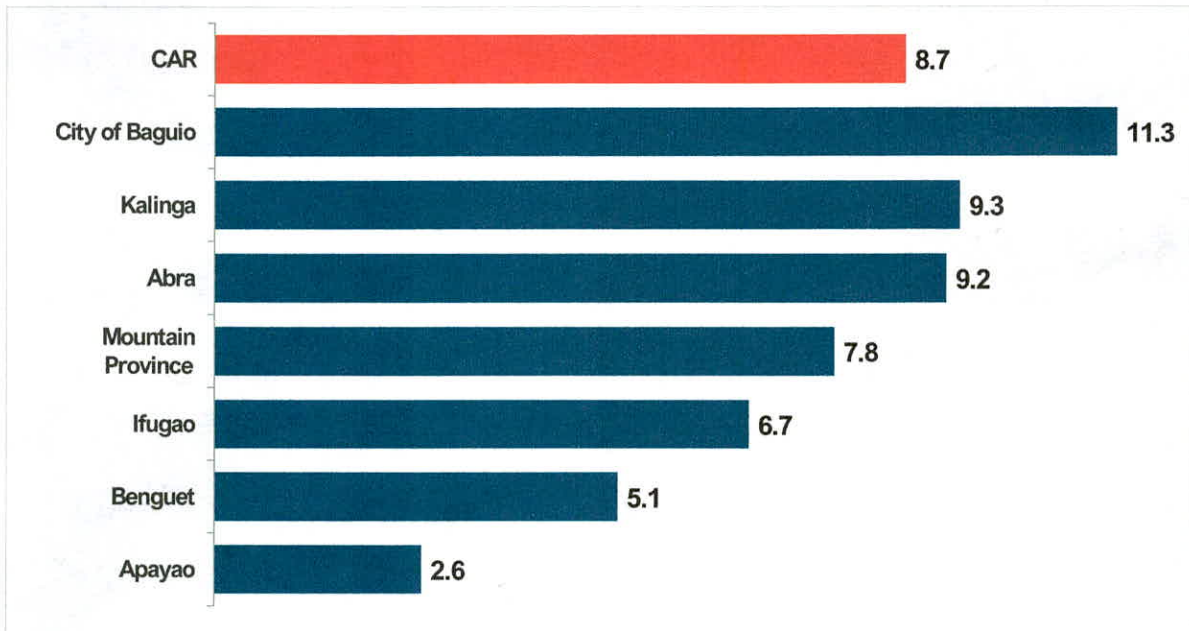
City of Baguio Records a Double-Digit Growth in 2022; All Economies in Cordillera Administrative Region Post Positive Growth

Date of Release: 13 December 2023

Reference No. 2023- 866-235

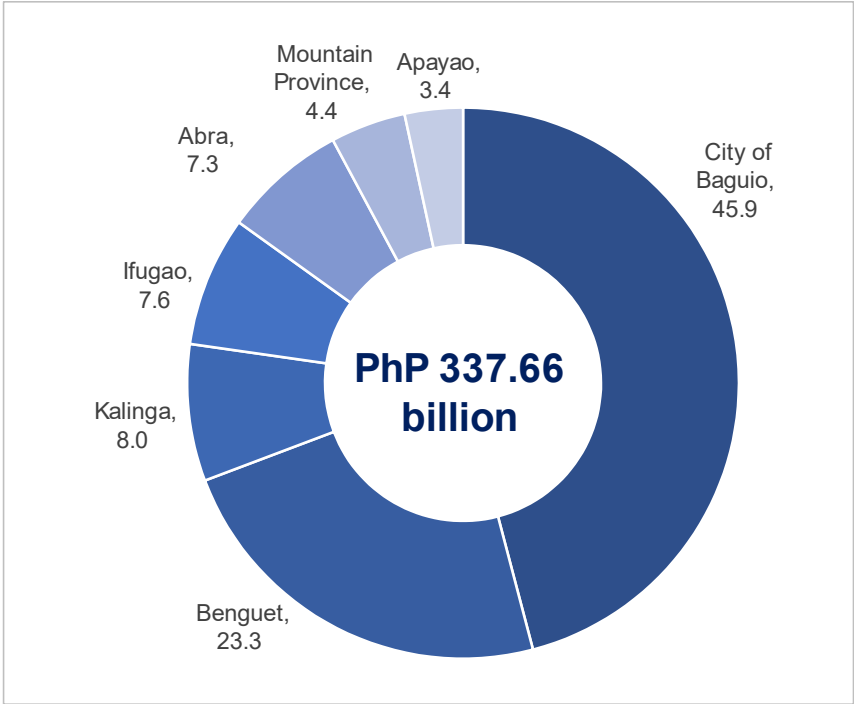
In 2022, all provinces and Highly Urbanized City (HUC) in Cordillera Administrative Region (CAR) posted growths, with City of Baguio registering the fastest growth of 11.3 percent. This was followed by Kalinga and Abra with 9.3 percent and 9.2 percent growths, respectively. Meanwhile, the remaining provinces recorded growths slower than the regional economic growth of 8.7 percent. (Figure 1)

Figure 1. Economic Performance of Provinces in CAR
Growth Rates (in Percent), 2021 to 2022
At Constant 2018 Prices



Of the PhP 337.66 billion total value of CAR’s economy, City of Baguio had the biggest share of 45.9 percent. Benguet and Kalinga followed with 23.3 percent and 8.0 percent shares, respectively. (Figure 2)

Figure 2. Share of Provinces and HUC to CAR’s GDP, At Constant 2018 Prices: 2022 (In Percent)



Agriculture, forestry and fishing of CAR was valued at PhP 28.12 billion, of which, Benguet had the largest share of 44.5 percent. Kalinga and Ifugao followed with shares of 13.6 percent and 11.4 percent, respectively. (Table 1)

In terms of Industry, the region reported PhP 83.90 billion. City of Baguio accounted for 49.1 percent of the region’s Industry. Benguet followed with 21.2 percent share and Abra ranked third with 9.0 percent share. (Table 1)

Of the PhP 225.64 billion total Services of the region, City of Baguio also had the biggest share of 50.0 percent. Benguet and Kalinga ranked second and third, with shares of 21.5 percent and 8.0 percent, respectively. (Table 1)


Table 1. Share of Provinces and HUC to CAR's Major Industry
At Constant 2018 Prices: 2022

Region/Province/HUC	Levels (in '000 PhP)			Share to the Region (in Percent)		
	AFF	INDUSTRY	SERVICES	AFF	INDUSTRY	SERVICES
Abra	2,994,179	7,568,447	14,011,348	10.6	9.0	6.2
Apayao	2,521,147	3,689,286	5,285,759	9.0	4.4	2.3
Benguet	12,527,358	17,769,375	48,484,119	44.5	21.2	21.5
Ifugao	3,205,995	5,682,253	16,878,092	11.4	6.8	7.5
Kalinga	3,816,042	5,204,072	18,112,071	13.6	6.2	8.0
Mountain Province	2,149,494	2,772,248	9,966,647	7.6	3.3	4.4
City of Baguio	907,649	41,212,043	112,906,429	3.2	49.1	50.0
CAR	28,121,866	83,897,723	225,644,465	100.0	100.0	100.0

Source: Philippine Statistics Authority

In 2023, the Provincial Product Accounts (PPA) compilation covers 82 provinces and 17 HUCs across 16 regions in the country. The results covering the period 2018 to 2022 were consistent with the annual regional accounts released on 27 April 2023.

Complete statistical tables, charts, and data visuals on the PPA of CAR can be accessed at psa.gov.ph/statistics/ppa. Results of the PPA are also released by the respective provincial offices of the PSA through rssocar.psa.gov.ph/statistics/ppa.



DIVINA GRACIA L. DEL PRADO, PhD

Assistant Secretary

Deputy National Statistician

Sectoral Statistics Office



MOP/EA/G