

# PRESS RELEASE

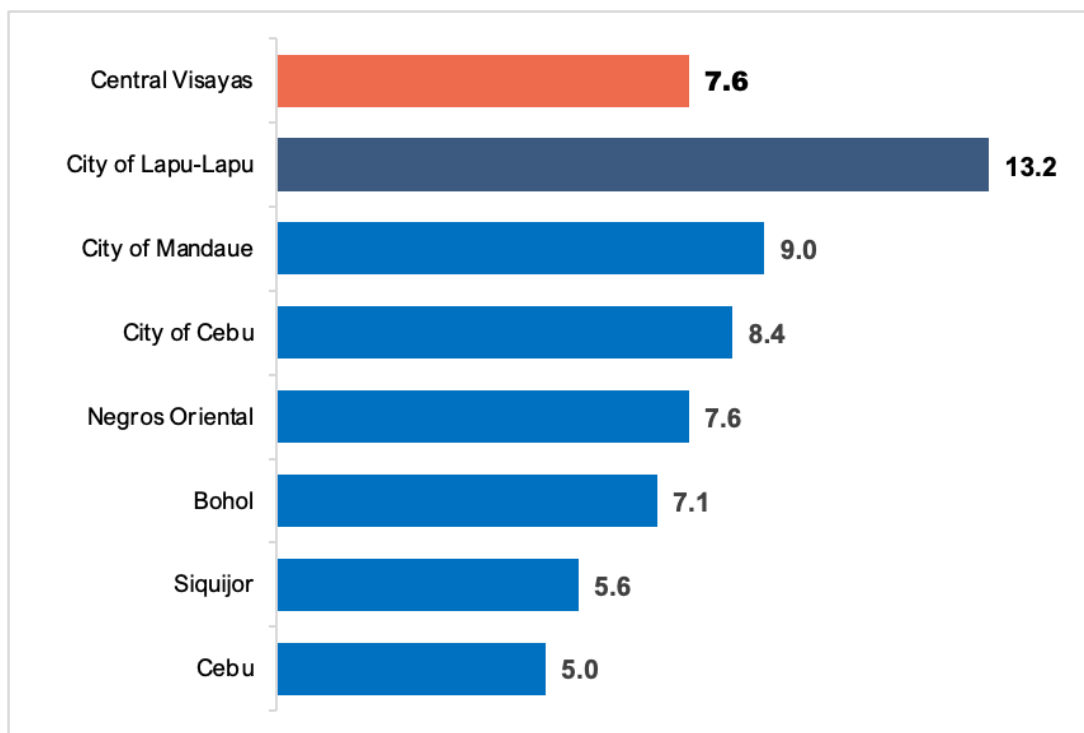
## All Provinces and HUCs in Central Visayas Continue to Expand in 2022; City of Lapu-Lapu Records the Fastest Growth with 13.2 Percent

Date of Release: 01 December 2023

Reference No. 2023-SSO-224

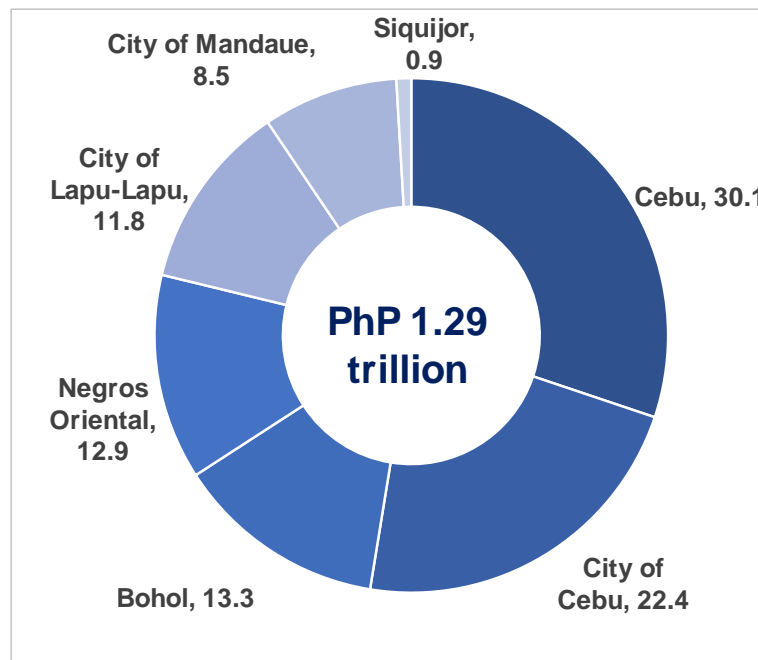
All provinces and Highly Urbanized Cities (HUCs) in Central Visayas continued to expand in 2022, with City of Lapu-Lapu recording the fastest growth of 13.2 percent. The two other HUCs, City of Mandaue and City of Cebu also posted growths faster than the regional growth of 7.6 percent. (Figure 1)

Figure 1. Economic Performance of Provinces and HUCs, Central Visayas  
Growth Rates (in Percent), 2021 to 2022  
At Constant 2018 Prices



Of the total PhP 1.29 trillion value of the regional GDP in 2022, the province of Cebu had the biggest share of 30.1 percent. This was followed by City of Cebu and Bohol, with respective shares of 22.4 percent and 13.3 percent. On the other hand, Siquijor had the smallest share of 0.9 percent to the total value. (Figure 2)

Figure 2. Share of Provinces and HUCs to Central Visayas' GDP  
At Constant 2018 Prices: 2022 (In Percent)



Cebu province accounted for 42.2 percent of the PhP 84.01 billion total value of Agriculture, forestry and fishing (AFF) in the region. This was followed by the provinces of Negros Oriental and Bohol, with respective shares of 29.7 percent and 23.8 percent. (Table 1)

Similar to AFF, Cebu also accounted for the biggest share to the total Industry of 37.0 percent. The City of Lapu-Lapu and the City of Mandaue recorded the second and third biggest shares of 26.4 percent and 11.6 percent, respectively. (Table 1)

City of Cebu and Cebu accounted for more than half of the PhP 892.73 billion total value of Services of the region. City of Cebu and Cebu had shares of 28.9 percent and 26.6 percent, respectively. (Table 1)


Table 1. Share of Provinces and HUC to Central Visayas' Major Industry,  
At Constant 2018 Prices: 2022

Region/Province/HUC	Levels (in '000 PhP)			Share to the Region (in Percent)		
	AFF	INDUSTRY	SERVICES	AFF	INDUSTRY	SERVICES
Bohol	19,959,996	24,454,855	126,672,032	23.8	7.9	14.2
Cebu	35,418,240	114,875,568	237,819,723	42.2	37.0	26.6
Negros Oriental	24,968,200	22,740,485	118,751,476	29.7	7.3	13.3
Siquijor	1,578,045	1,756,870	8,681,191	1.9	0.6	1.0
City of Cebu	1,542,639	28,908,692	258,193,060	1.8	9.3	28.9
City of Lapu-Lapu	504,640	81,933,531	68,984,937	0.6	26.4	7.7
City of Mandaue	35,149	35,915,207	73,628,600	0.0	11.6	8.2
<b>Central Visayas</b>	<b>84,006,908</b>	<b>310,585,208</b>	<b>892,731,020</b>	<b>100.0</b>	<b>100.0</b>	<b>100.0</b>

Source: Philippine Statistics Authority

In 2023, the Provincial Product Accounts (PPA) compilation covers 82 provinces and 17 HUCs across 16 regions in the country. The results covering the period 2018 to 2022 were consistent with the annual regional accounts released on 27 April 2023.

Complete statistical tables, charts and data visuals on the PPA of Central Visayas can be accessed at [psa.gov.ph/statistics/ppa](http://psa.gov.ph/statistics/ppa). Results of the PPA are also released by the respective provincial offices of the PSA through [rso07.psa.gov.ph/statistics/ppa](http://rso07.psa.gov.ph/statistics/ppa).



**DIVINA GRACIA L. DEL PRADO, PhD**

Assistant Secretary

Deputy National Statistician

Sectoral Statistics Office

  
MCP/EAG