

PRESS RELEASE

City of Zamboanga Accounts for One-Third of Zamboanga Peninsula's Economy; Zamboanga Sibugay Posts the Fastest Growth with 8.6 Percent

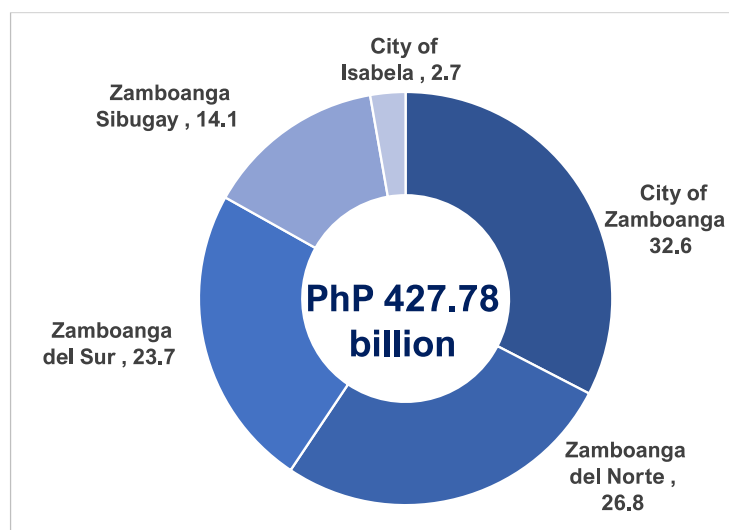
Date of Release: 01 December 2023

Reference No. 2023-SSO-225

The Philippine Statistics Authority (PSA) released the first ever report of the Provincial Product Accounts (PPA) of Zamboanga Peninsula covering the period 2018 to 2022. The release covers three provinces, namely, Zamboanga del Norte, Zamboanga del Sur, and Zamboanga Sibugay, as well as one Highly Urbanized City (HUC), City of Zamboanga, and one component city, City of Isabela.

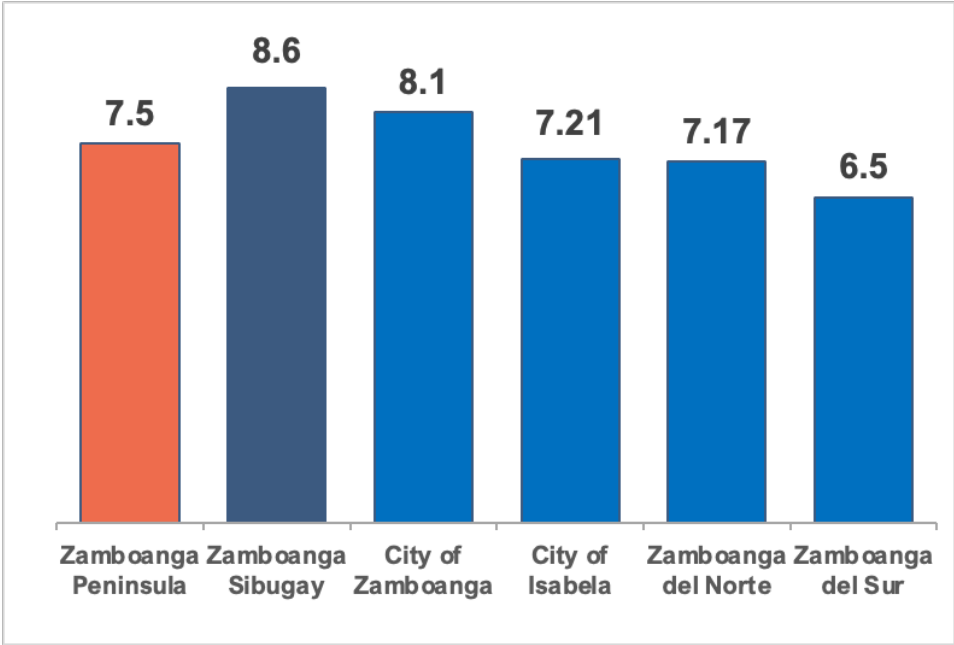
The PPA results showed that in 2022, the City of Zamboanga accounted for 32.6 percent of the total economy of Zamboanga Peninsula. This was followed by Zamboanga del Norte with a share of 26.8 percent, Zamboanga del Sur with 23.7 percent, and Zamboanga Sibugay with 14.1 percent. Meanwhile, City of Isabela recorded a 2.7 percent share. (Figure 1)

Figure 1. Share of Provinces, HUC and Component City to Zamboanga Peninsula's GDP, At Constant 2018 Prices: 2022 (In Percent)



In terms of growth rate, all economies in the region expanded in 2022, with Zamboanga Sibugay recording the fastest growth of 8.6 percent, followed by City of Zamboanga with a growth rate of 8.1 percent. Zamboanga Sibugay and City of Zamboanga recorded growths faster than the region’s economic growth of 7.5 percent. On the other hand, City of Isabela, Zamboanga del Norte, and Zamboanga del Sur posted growth rates of 7.21 percent, 7.17 percent, and 6.5 percent, respectively, which were lower than the region’s economic performance in 2022. (Figure 2)


Figure 2. Economic Performance of Provinces, HUC and Component City in Zamboanga Peninsula
Growth Rates (in Percent), 2021 to 2022
At Constant 2018 Prices



The PPA is a mechanism to compile the Gross Domestic Product (GDP) at the subregional level. Complementing the GDP at the national and regional level, the PPA will provide a suitable measure of economic performance at the provincial and HUC level. It will also be a source of indicators to monitor economic development at the local level. Moreover, the PPA is also viewed as a means to strengthen the planning and decision-making of subregional policymakers and stakeholders in crafting more informed economic policies.

Zamboanga Peninsula, along with Ilocos Region, Cagayan Valley, Central Luzon, Bicol Region, Caraga, and Bangsamoro Autonomous Region in Muslim Mindanao were included as pilot regions for the compilation of PPA in 2023. To date, 82 provinces and 17 HUCs have compiled their PPA from the

Complete statistical tables, charts, and data visuals on the PPA of Zamboanga Peninsula can be accessed at psa.gov.ph/statistics/ppa. Results of the PPA are also released by the respective provincial offices of the PSA through rso09.psa.gov.ph/statistics/ppa.



DIVINA GRACIA L. DEL PRADO, PhD

Assistant Secretary

Deputy National Statistician

Sectoral Statistics Office


MCP/EAG