

# SPECIAL RELEASE

## Provincial Product Accounts

### 2023 Economic Performance of the Provinces and Highly Urbanized Cities in Luzon Island Group

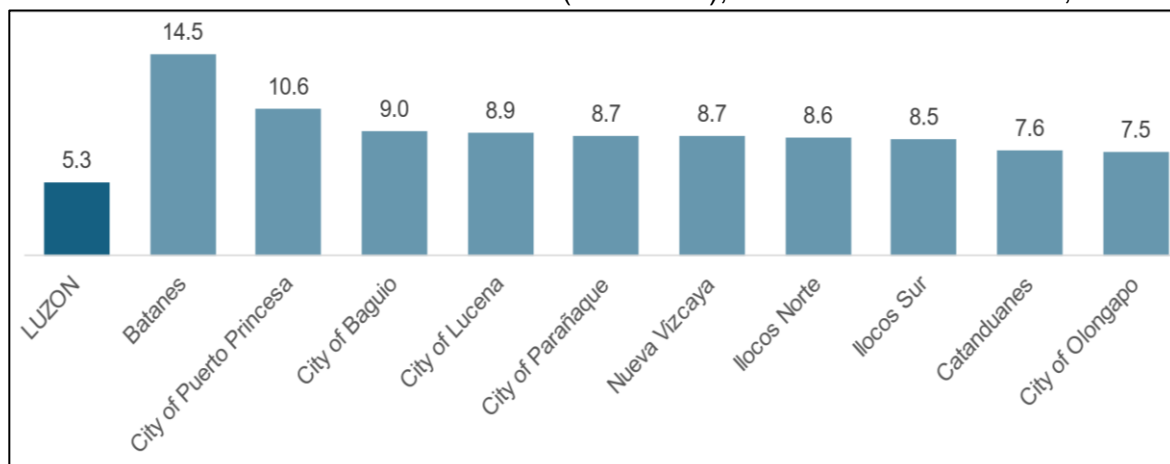
Date of Release: 25 February 2025  
Reference No. 2025-SSO-027

This Special Release highlights the economic performance of all provinces and Highly Urbanized Cities (HUCs) in the Luzon Island Group of the Philippines. This includes 38 provinces and 21 HUCs from the National Capital Region (NCR), Cordillera Administrative Region (CAR), Region I (Ilocos Region), Region II (Cagayan Valley), Region III (Central Luzon), Region IV-A (CALABARZON), MIMAROPA Region, and Region V (Bicol Region).

#### All provinces and HUCs in Luzon registered annual Gross Domestic Product (GDP) growth in 2023

All provinces and HUCs in Luzon posted GDP growth in 2023, with Batanes recording the fastest growth at 14.5 percent. This was followed by the City of Puerto Princesa and City of Baguio with 10.6 percent growth and 9.0 percent growth, respectively. Moreover, all provinces and HUCs included in the top 10 grew faster than the Luzon Island GDP growth rate of 5.3 percent. (Figure 1)

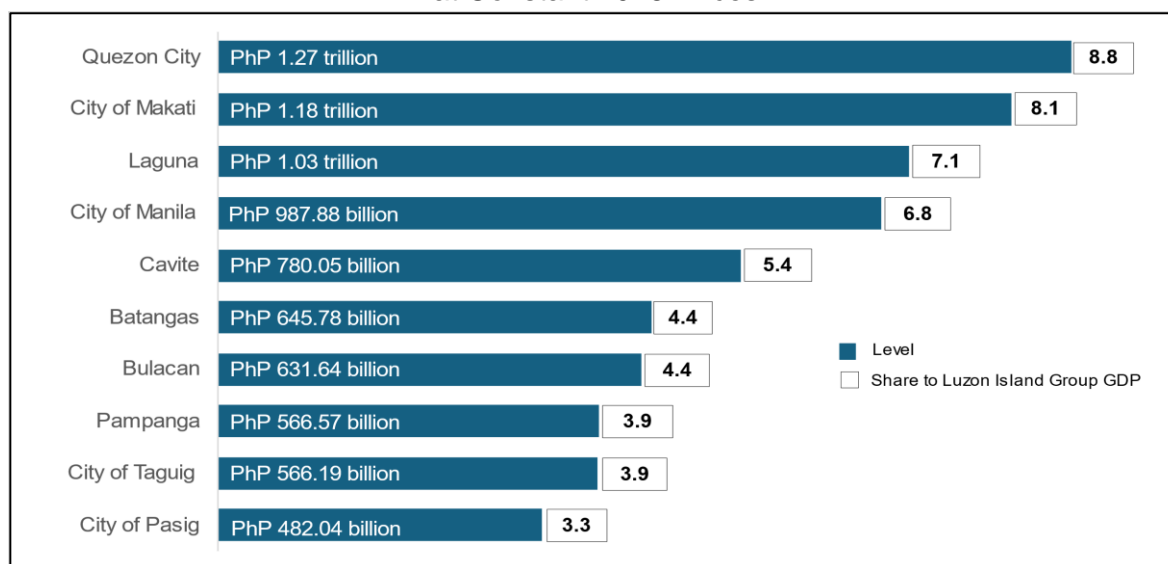
**Figure 1. Top 10 Fastest-Growing Provinces and HUCs in Luzon**  
in Terms of Annual GDP Growth Rate (in Percent), at Constant 2018 Prices, 2023



Source: Philippine Statistics Authority

In terms of share to the GDP of the Luzon Island group amounting to PhP 14.52 trillion, Quezon City accounted for the largest share among the provinces and HUCs in Luzon with 8.8 percent. This was followed by the City of Makati and Laguna with 8.1 percent share and 7.1 percent share, respectively. Furthermore, the total GDP of the top 10 provinces and HUCs accounted for 56.1 percent of the total GDP of Luzon. (Figure 2)

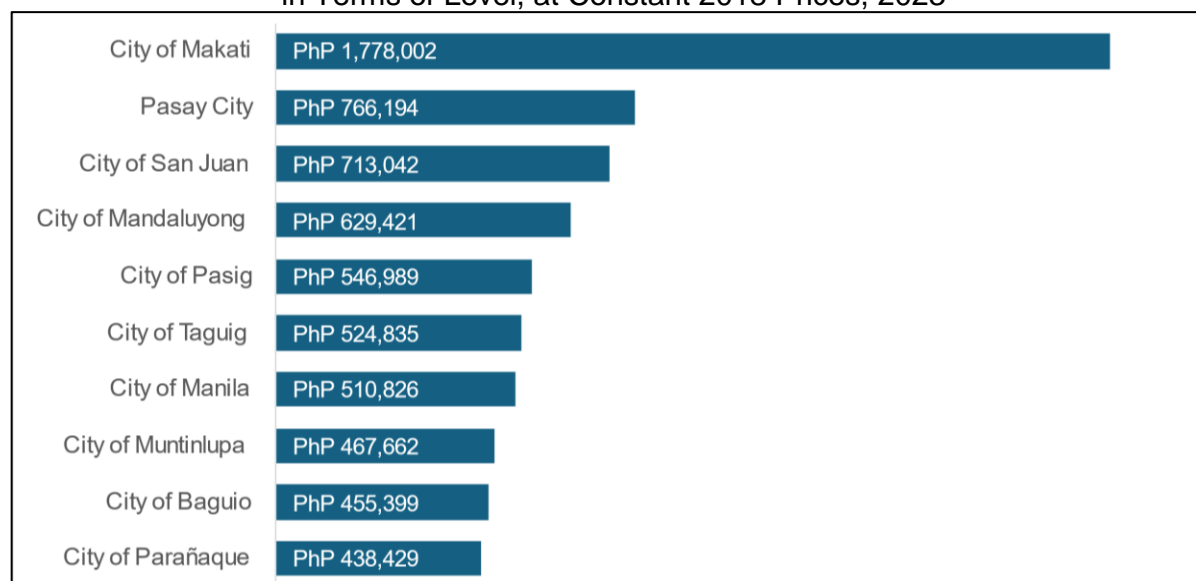
**Figure 2. Top 10 Largest Provinces and HUCs in Luzon**  
in Terms of Level and Percent Share to Luzon Island Group GDP, 2023  
at Constant 2018 Prices



Source: Philippine Statistics Authority

In terms of per capita GDP, all provinces and HUCs in Luzon posted per capita GDP growth in 2023 from the 2022 level. The City of Makati recorded the highest per capita GDP in Luzon in 2023, amounting to PhP 1,778,002. This was followed by Pasay City and City of San Juan with respective per capita GDPs of PhP 766,194 and PhP 713,042. The City of Baguio is the only city outside NCR which made it to the top 10. (Figure 3)


**Figure 3. Top 10 HUCs in Luzon with the Highest Per Capita GDP**  
in Terms of Level, at Constant 2018 Prices, 2023



Note: Per Capita GDP computation is based on the 2015-based population projections

Source: Philippine Statistics Authority

The compilation of PPA has been implemented in all regions in the Philippines as of 2024. In 2025, the PPA is programmed to be institutionalized in all regions, which ensures annual compilation of PPA for all provinces and HUCs in the country. Complete statistical tables, charts, and data visualizations on the PPA results can be accessed at [psa.gov.ph/statistics/ppa](https://psa.gov.ph/statistics/ppa) and PSA Openstat.



**DIVINA GRACIA L. DEL PRADO, PhD**  
Assistant Secretary  
Deputy National Statistician  
Sectoral Statistics Office

