

# SPECIAL RELEASE

## Provincial Product Accounts

### 2023 Economic Performance of Provinces and Highly Urbanized Cities in Visayas Island Group

Date of Release: 26 February 2025

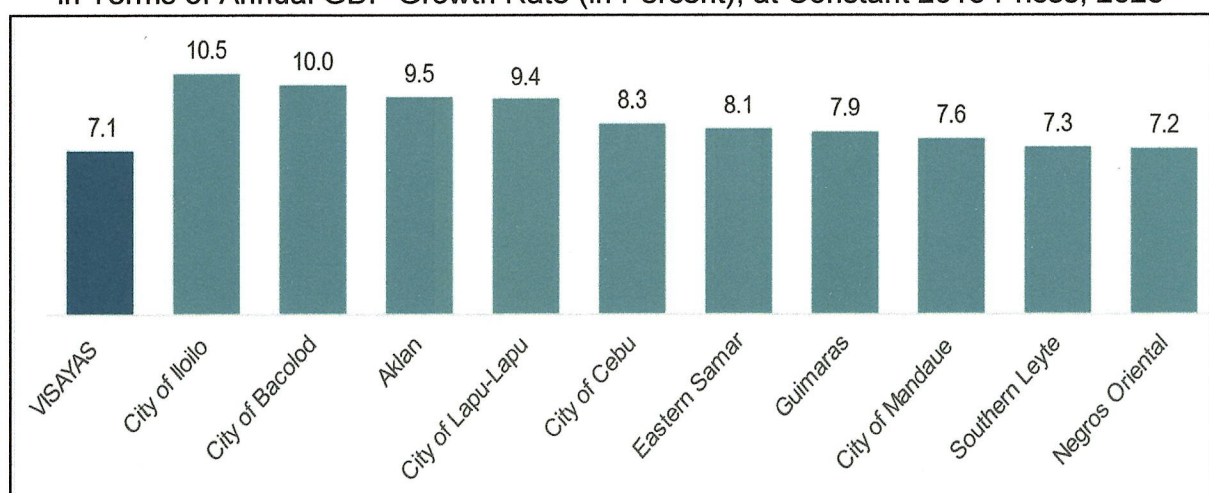
Reference No. 2025-SSO-028

This Special Release highlights the economic performance of all provinces and Highly Urbanized Cities (HUCs) in the Visayas Island Group of the Philippines. This includes 16 provinces and six HUCs from Region VI (Western Visayas), Region VII (Central Visayas), and Region VIII (Eastern Visayas).

**Three economies from Western Visayas topped the list of the fastest-growing provinces and HUCs in Visayas.**

All provinces and HUCs in Visayas posted annual Gross Domestic Product (GDP) growth in 2023. Three economies from Western Visayas emerged as the fastest growing economies in Visayas. The City of Iloilo recorded the fastest growth of 10.5 percent, followed by the City of Bacolod and Aklan with 10.0 percent growth and 9.5 percent growth, respectively. Moreover, all provinces and HUCs included in the top 10 grew faster than the Visayas Island GDP growth rate of 7.1 percent. (Figure 1)

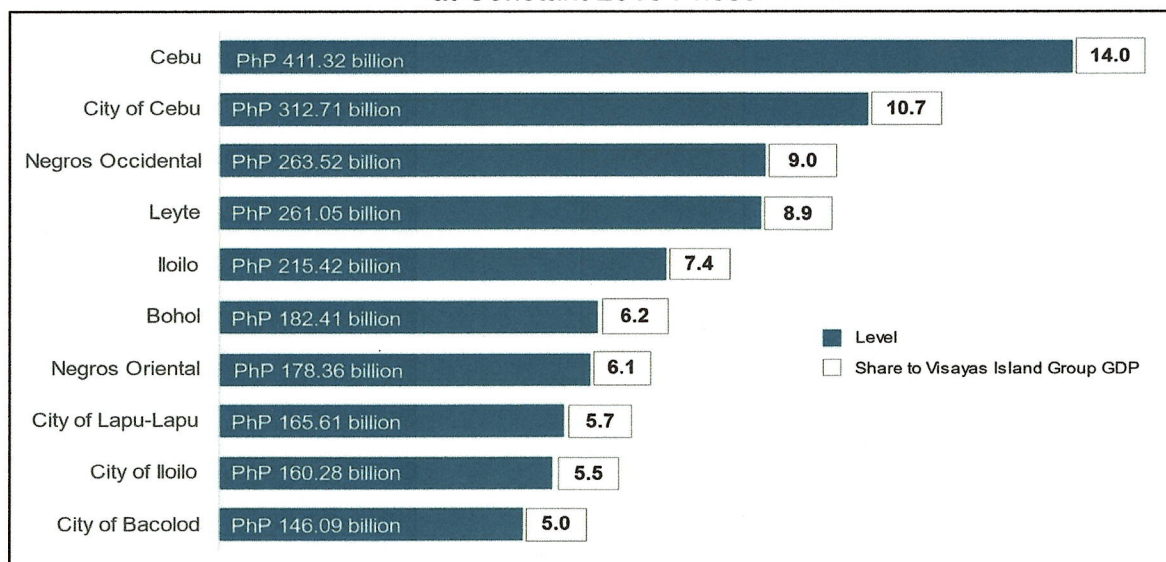
**Figure 1. Top 10 Fastest-Growing Provinces and HUCs in Visayas**  
in Terms of Annual GDP Growth Rate (in Percent), at Constant 2018 Prices, 2023



Source: Philippine Statistics Authority

In terms of share to the GDP of the Visayas Island group amounting to PhP 2.93 trillion, the province of Cebu had the largest share among the provinces and HUCs in Visayas with 14.0 percent. This was followed by the City of Cebu and Negros Occidental with 10.7 percent share and 9.0 percent share, respectively. (Figure 2)

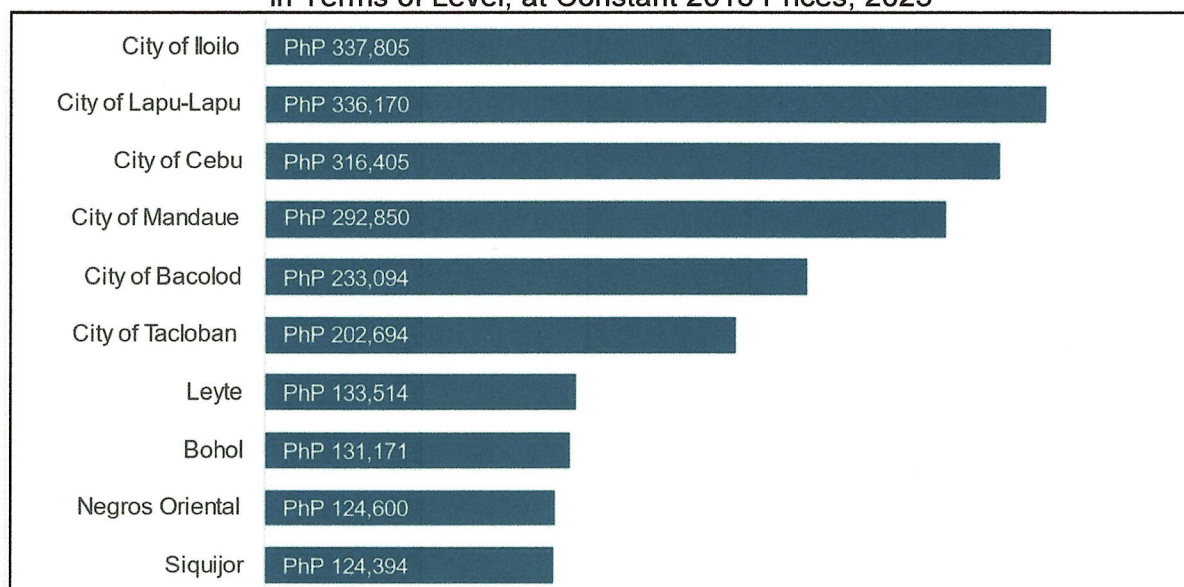
**Figure 2. Top 10 Largest Provinces and HUCs in Visayas**  
in Terms of Level and Percent Share to Visayas Island Group GDP, 2023  
at Constant 2018 Prices



Source: Philippine Statistics Authority

In terms of per capita GDP, all provinces and HUCs in Visayas posted per capita GDP growth in 2023 from the 2022 level. The City of Iloilo recorded the highest per capita GDP in Visayas in 2023, amounting to PhP 337,805. This was followed by the City of Lapu-Lapu and City of Cebu with respective per capita GDPs of PhP 336,170 and PhP 316,405. (Figure 3)


**Figure 3. Top 10 Provinces and HUCs in Visayas with the Highest Per Capita GDP**  
in Terms of Level, at Constant 2018 Prices, 2023



Note: Per Capita GDP computation is based on the 2015-based population projections

Source: Philippine Statistics Authority

The compilation of PPA has been implemented in all regions in the Philippines as of 2024. In 2025, the PPA is programmed to be institutionalized in all regions, which ensures annual compilation of PPA for all provinces and HUCs in the country. Complete statistical tables, charts, and data visualizations on the PPA results can be accessed at [psa.gov.ph/statistics/ppa](https://psa.gov.ph/statistics/ppa) and PSA Openstat.



**DIVINA GRACIA L. DEL PRADO, PhD**  
Assistant Secretary  
Deputy National Statistician  
Sectoral Statistics Office

