



REPUBLIC OF THE PHILIPPINES
PHILIPPINE STATISTICS AUTHORITY

Reference No. 20SS01-007

**Report on the Implementation of the
System of Designated Statistics for 2019**

I. Background

Executive Order (EO) No. 352 *“Designation of Statistical Activities that will Generate Critical Data for Decision-Making of the Government and the Private Sector”* was issued on 01 July 1996 to identify and designate the most critical and essential statistics required for social and economic planning/analysis. The designation includes the title of designated activity or statistics, implementing agency, frequency of conduct, geographic disaggregation, and schedule of data dissemination.

The System of Designated Statistics (SDS) is an evolving process that allows for creation and build-up of a list of the statistical activities that will generate critical data for planners and policymakers in the government and private sector. It is a dynamic system that allows for modifications to respond to changing needs and priorities, and to emerging capabilities of agencies in the Philippine Statistical System (PSS).

The Philippine Statistics Authority (PSA) is mandated to regularly conduct adequate consultation with data users and data producers as a means of updating the List of Designated Statistics, as well as to regularly monitor its implementation to determine the inclusion of any new statistical activity to address emerging needs and/or deletion of any statistical activity that is no longer considered a priority.

At present, there are 58 designated activities/statistics per EO 352 and subsequent PSA Board Resolutions. These include censuses, surveys, administrative data systems, derived data systems, and statistical indicators. A total of 19 agencies are in the SDS list. For more detailed information, see Annex A.

II. Implementation, Monitoring, and Evaluation Scheme

On 04 January 2019, concerned agencies were requested to submit their inputs for the Advance Release Calendar (ARC) which contains specific dates of release of various statistics for reference of data users. The consolidated PSS ARC for 2019 was posted on the PSA webpage (<http://www.psa.gov.ph/philippine-statistical-system/release-calendar>) on 20 March 2019.

The PSA, through the Statistical Policies and Programs Division (SPPD) of the Standards Service (SS), regularly monitored the SDS from the dates specified in the ARC until several days after through agency website, factsheets, publication,



PSA Complex, East Avenue, Diliman, Quezon City, Philippines 1101
Telephone: (632) 8938-5267
www.psa.gov.ph

etc. The monitoring scheme determines if there is a need to solicit proposals for modification from the concerned agency/ies. Agencies are provided feedback with regard to their SDS compliance for their verification and appropriate action, where necessary.

III. Modifications in the System of Designated Statistics

Per PSA Board Resolution No. 07, s. 2019, the designation of statistical activities of the Commission on Higher Education (CHED) and Technical Education and Skills Development Authority (TESDA) under the SDS was approved on 16 May 2019. The designation covers the Generation of Higher Education Statistics of CHED and Generation of Technical-Vocational Education and Training Statistics of TESDA. The new designation aims to monitor and show the state of higher education and TVET in the country and strengthen the role of the education sector in human capital development.

Designated Activity/Statistics	Implementing Agency	Geographic Disaggregation	Frequency of Conduct	Schedule of Data Dissemination (per PSA Board Resolution No. 07, s. 2019)
Generation of Higher Education Statistics	CHED	National Regional Provincial	Annual	Six (6) months after the reference year
Generation of Technical-Vocational Education and Training Statistics	TESDA	National Regional Provincial	Annual	Nine (9) months after the reference year

(Note: Both activities started only in 2019 and data dissemination will be initially done this year, hence, not covered in this monitoring report.)

In June 2018, Office Memorandum No. 2018-105 "*Proposed Modifications in the System of Designated Statistics*" was issued to solicit proposals for SDS modifications in the designated statistics released by the PSA.

In compliance, submissions were consolidated for review of the concerned Interagency Committees (IACs), i.e., Annual Survey of Philippine Business and Industry, Monthly Integrated Survey of Selected Industries, Survey of Retail Prices of Commodities for the Retail Price Index, Survey of Wholesale Prices of Commodities, Commercial Fish Catch Survey, Municipal Fish Catch Survey, Generation of Foreign Trade Statistics, and Wholesale Price Index.

Subsequently, the modifications in the attributes of Commercial Fish Catch Survey and Municipal Fish Catch Survey have been approved by the IAC on Agriculture and Fishery Statistics to be endorsed to the PSA Board for approval.

IV. Summary of Compliance to SDS

The status of compliance to SDS is classified, as follows:



Fully Compliant – all aspects were met, e.g., frequency of conduct, timely schedule of release, disaggregation, etc.

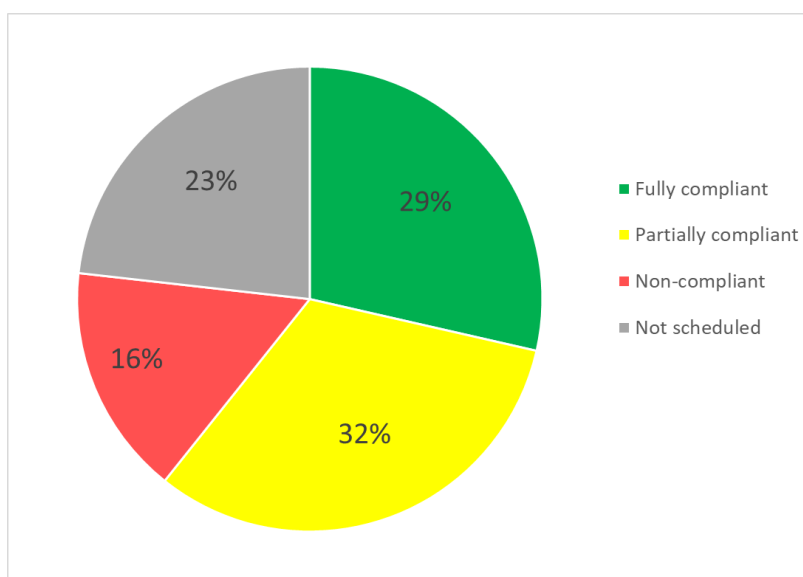


Partially Compliant – some aspects were met, e.g., advanced/delayed release, should follow designated schedule, not all indicators are released as to disaggregation, frequency of conduct/release, etc.



Non-compliant – designated statistics were not released; the prescribed frequency of conduct, time lag, disaggregation, etc., were not followed

Based on the monitoring in 2019, the observations showed that out of 56 designated statistical activities/statistics, 16 (or 29%) were fully compliant, while nine (or 16%) were non-compliant with the non-release of the designated statistical indicators. Moreover, there were 18 (or 32%) designated statistical activities/statistics which had partial compliance to SDS. Likewise, it was noted that there were 13 (or 23%) designated statistical activities/statistics with no schedule of release for 2019.



For more detailed information, see Annex B.

V. Recommendations


To ensure that the SDS adheres to the provisions of EO 352 and continually responds to/evolves according to the data needs of stakeholders, the following recommendations are being proposed for adoption:

- The implementing agencies are urged to follow prescribed schedule of data dissemination per Advance Release Calendar in compliance with EO 352 and PSA Board Resolutions.
- Agency consultations are to be pursued towards possible modification in the present set of designated statistics.
- For the delayed release of statistical indicators, concerned agencies are suggested to submit proposed strategies or plan of action for them to comply with the designated schedule of release.


Prepared by:


ROEL VICTOR T. CRUZ
Statistical Specialist II
Statistical Policies and Programs
Division


Reviewed by:


LOTIS I. IRA
Chief Statistical Specialist
Statistical Policies and Programs
Division


Noted by:


SEVERA B. DE COSTO
(Chief Statistical Specialist)
Officer-in-Charge
Standards Service

Endorsed by:


MINERVA ELOISA P. ESQUIVIAS
(Assistant National Statistician)
Officer-in-Charge
Censuses and Technical Coordination
Office

Approved by:


ROSALINDA P. BAUTISTA
Assistant Secretary
CLAIRE DENNIS S. MAPA, Ph.D.
Undersecretary
National Statistician and Civil Registrar General

List of Designated Statistics

(as of 16 May 2019)

Designated Statistical Activity/ Statistics	Implementing Agency	Frequency of Conduct	Geographic Disaggregation	Schedule of Data Dissemination
--	------------------------	-------------------------	------------------------------	--------------------------------

Approved under Executive Order No. 352 and PSA Board Resolutions

I. Censuses/Surveys

01	Census of Philippine Business and Industry ¹	PSA	Every five (5) years	National Regional	Two (2) years after the reference year (preliminary) Three (3) years after the reference year (final)
02	Annual Survey of Philippine Business and Industry ²	PSA	Annual	National Regional	Two (2) years after the reference year (preliminary) Three (3) years after the reference year (final)
03	Quarterly Survey of Philippine Business and Industry ³	PSA	Quarterly	National Regional	30 days after the reference quarter (preliminary) ⁴ 60 days after the reference quarter (final)
04	Monthly Integrated Survey of Selected Industries ⁵	PSA	Monthly	National	45 days after the reference month
05	Labor Force Survey	PSA	Quarter	National Regional Provincial Key cities	Three (3) months after the reference quarter
06	Family Income and Expenditures Survey	PSA	Every three (3) years	National Regional Provincial Key cities	18 months after the reference year
07	Census of Agriculture and Fisheries	PSA	Every 10 years	National Regional Provincial Municipal	Six (6) months after survey conduct (preliminary) Two (2) years after survey conduct (final)
08	Survey of Retail Prices of Commodities for the Consumer Price Index - Agriculture - Non-Agriculture	PSA	Monthly	National Regional Provincial	Five (5) days after the reference month
09	Survey of Retail Prices of Commodities for the Retail Price Index	PSA	Monthly	National Capital Region	35 days after the reference month
10	Survey of Wholesale Prices of Commodities - Agriculture - Non-Agriculture	PSA	Monthly	National Capital Region	35 days after the reference month
11	Palay and Corn Production Survey ⁶	PSA	Quarterly	National Regional Provincial	40 days after the reference quarter

¹ Formerly Census of Establishments. Title changed per PSA Board Resolution No. 01, s. 2017-070.

² Formerly Annual Survey of Establishments. Title changed per PSA Board Resolution No. 01, s. 2017-070.

³ Formerly Quarterly Survey of Establishments. Title changed per PSA Board Resolution No.01, s. 2017-070.

⁴ Formerly 45 days after the reference quarter. Schedule of data dissemination changed per PSA Board Resolution No. 09, s. 2018. Except for the QSPBI 4th Quarter, to be released 15 days after the reference quarter.

⁵ Formerly Monthly Survey of Establishments – Manufacturing. Title changed per PSA Board Resolution No. 01, s. 2017-070.

⁶ Per PSA Board Resolution No. 01, 2. 2017-152.

List of Designated Statistics

(as of 16 May 2019)

Designated Statistical Activity/ Statistics	Implementing Agency	Frequency of Conduct	Geographic Disaggregation	Schedule of Data Dissemination
12 Backyard Livestock and Poultry Survey	PSA	Quarterly	National Regional Provincial	45 days after the reference quarter
13 Commercial Livestock and Poultry Survey	PSA	Quarterly	National Regional Provincial	45 days after the reference quarter
14 Palay/Rice and Corn Stocks Survey ⁷ - Household stocks - Commercial stocks	PSA NFA	Monthly	National Regional	10 days after the reference month ⁸
15 Commercial Fish Catch Survey	PSA	Monthly	National Regional Provincial	Two (2) months after the reference month
16 Municipal Fish Catch Survey	PSA	Marine – Every other day	National Regional Provincial	Two (2) months after the reference month
		Inland - Quarterly	National Regional Provincial	45 days after the reference quarter ⁹
17 Farm Prices Survey	PSA	Monthly	National Regional Provincial	30 days after the reference month for farmgate prices and 60 days after the reference month for prices paid by farmers
18 Occupational Wages Survey	PSA	Annual ¹⁰ Every two (2) years to be reviewed after five years to determine whether every two years or annual will be the right frequency ¹¹	National Regional	One (1) year after the reference year
19 Census of Population and Housing	PSA	Every 10 years	National Regional Provincial City Municipal Barangay Urban-Rural	Before the end of every census year for population figures from national down to barangay levels 18 months after the reference year for other statistics

⁷ Per PSA Board Resolution No. 01, s. 2017-152.

⁸ Per PSA Board Resolution No. 01, s. 2017-152.

⁹ Per PSA Board Resolution No. 01, s. 2017-152.

¹⁰ Per PSA Board Resolution No. 01, s. 2017-060.

¹¹ Per PSA Board Resolution No. 01, s. 2017-152.

List of Designated Statistics

(as of 16 May 2019)

Designated Statistical Activity/ Statistics	Implementing Agency	Frequency of Conduct	Geographic Disaggregation	Schedule of Data Dissemination
20 Mid-Decade Census of Population	PSA	Every 10 years	National Regional Provincial City Municipal Barangay Urban-Rural	Before the end of every census year for population figures from national down to barangay levels 18 months after the reference year for other statistics
21 National Demographic and Health Survey ¹²	PSA	Every five (5) years	National Regional Provincial	One (1) year after the reference year
22 Functional Literacy, Education, and Mass Media Survey	PSA	Every five (5) years	National Regional Provincial	One (1) year after the reference year
23 National Nutrition Survey ¹³ - Behavioral Risk Factor	FNRI	Every five (5) years	National Regional	One (1) year after the reference year ¹⁴ Two (2) years after the reference year
- Food Consumption and Nutrient Intake and Adequacies				Two (2) years after the reference year
24 Updating of the Nutritional Status of Filipino Children and Other Population Groups ¹⁵	FNRI	Every two (2) years	National Regional	One (1) year after the reference year
25 Survey on Overseas Filipinos	PSA	Annual	National	Six (6) months after the reference year
II. <u>Administrative Data Systems</u>				
26 Generation of Construction Statistics from Building Permit Forms	PSA	Monthly	National Regional Provincial Municipal	One (1) quarter after the reference quarter
27 Generation of Foreign Trade Statistics	PSA	Monthly Annual	National	45 days after the reference month Three (3) months after the reference year
28 Processing of Arrival/Departure Cards	DOT/BI	Monthly Annual	National	Five (5) weeks after the reference month Two (2) months after the reference year
29 Generation of Statistics on Overseas Contract Workers	POEA	Monthly	National	One (1) month after the reference month

¹² Integrated from National Demographic Survey and National Health Survey.

¹³ Per PSA Board Resolution No. 01, s. 2017-173.

¹⁴ Per PSA Board Resolution No. 01, s. 2017-173.

¹⁵ Per PSA Board Resolution No. 01, s. 2017-173.

List of Designated Statistics

(as of 16 May 2019)

Designated Statistical Activity/ Statistics	Implementing Agency	Frequency of Conduct	Geographic Disaggregation	Schedule of Data Dissemination
30 Generation of Monetary and Banking Statistics ¹⁶	BSP	Monthly Quarterly Semestral Annual	National	30-45 days after the reference period
a. Depository Corporations Survey (DCS)		Monthly	National	One (1) month after the reference month ¹⁸
b. Central Bank Survey (CBS) ¹⁷		Monthly	National	14 days after the reference month
c. Total Resources of the Philippine Financial System		Monthly	National	45 days after the reference month ¹⁹
d. Loans Outstanding of Universal and Commercial Bank		Monthly	National	One (1) month after the reference month ²⁰
e. Total Loans of Universal/ Commercial Banks		Monthly	National	45 days after the reference month ²¹
31 Generation of Statistics on Internal Revenue Collection	BIR	Monthly Quarterly Semestral Annual	National Regional (based on BIR collection districts)	30 days after the reference month 45 days after the reference quarter/semester 60 days after the reference year
32 Generation of Customs Collection Statistics	BOC	Monthly Annual	National	10 days after the reference month 60 days after the reference year
33 Generation of National Government Cash and Treasury Operations Statistics	BTr	Weekly Monthly Annual	National Regional	Two (2) weeks after the reference period for Weekly/Monthly Cash Budget Aggregates Six (6) months after the reference year for Annual Cash Budget Aggregates Six (6) weeks after the reference month for Monthly Cash Operations Statement
34 Generation of Data on Land Holdings and Land Transfer	DAR	Quarterly	National Regional Provincial	One (1) month after the reference quarter
35 Generation of Mineral Statistics	MGB	Quarterly Annual	National Regional Provincial Municipal	Two (2) months after the reference quarter Six (6) months after the reference year
36 Generation of Forest Resources Statistics	FMB	Quarterly Annual	National Regional Provincial	Two (2) months after the reference quarter Six (6) months after the reference year

¹⁶ Per PSA Board Resolution No. 01, s. 2017-186

¹⁷ Formerly Monetary Authorities Survey. Title changed per PSA Board Resolution No. 05, s. 2017.

¹⁸ Formerly 45 days after the reference month. Schedule of data dissemination changed per PSA Board Resolution No. 05, s. 2017.

¹⁹ Formerly 75 days after the reference month. Schedule of data dissemination changed per PSA Board Resolution No. 05, s. 2017.

²⁰ Formerly 45 days after the reference month. Schedule of data dissemination changed per PSA Board Resolution No. 05, s. 2017.

²¹ Formerly two (2) months after the reference month. Schedule of data dissemination changed per PSA Board Resolution No. 05, s. 2017.

List of Designated Statistics

(as of 16 May 2019)

Designated Statistical Activity/ Statistics	Implementing Agency	Frequency of Conduct	Geographic Disaggregation	Schedule of Data Dissemination
37 Generation of Land Area Statistics	LMB	Quarterly	National Regional Provincial	One (1) month after the reference quarter
38 Generation of Data on Power/Energy Production and Consumption	DOE	Monthly	National	Six (6) months after the reference month
39 Inventory of National Roads and Bridges	DPWH	Annual	Regional Provincial	One (1) quarter after the reference year
40 Generation of Vital Statistics from the Civil Registration System	PSA	Monthly	National Regional Provincial Municipal	Two (2) years after the reference year
41 Field Health Service Information System	DOH	Monthly	National Regional Provincial	One (1) month after the reference month
42 Generation of Basic Education Statistics	DepEd	Annual	National Regional Provincial	One (1) year after the reference year
43 Generation of Higher Education Statistics ²²	CHED	Annual	National Regional Provincial	Six (6) months after the reference year
44 Generation of Technical-Vocational Education and Training (TVET) Statistics ²³	TESDA	Annual	National Regional Provincial	Nine (9) months after the reference year

III Derived Data Systems

45 Compilation of National Accounts ²⁴	PSA	Quarterly Semestral Annual Annual	National National Regional	40 days after the reference period ²⁵ 30 days after the reference year 120 days after the reference year ²⁶
46 Preparation of the Input-Output Tables	PSA	Benchmark every five (5) years; updates in between benchmark years	National	One (1) year after the release of the results of the PSA Census of Philippine Business and Industry ²⁷ and its modules

²² Per PSA Board Resolution No. 07, s. 2019.

²³ Per PSA Board Resolution No. 07, s. 2019.

²⁴ Formerly Estimation of the National Accounts. Title changed per PSA Board Resolution No. 09, 2. 2018.

²⁵ Formerly 60 days to 50 days after the reference period per PSA Board Resolution No. 05, s. 2017. And presently, from 50 days to 40 days after the reference period per PSA Board Resolution No. 09, s. 2018. Except for the National Accounts 4th Quarter, to be released 30 days after the reference period.

²⁶ Formerly six (6) months to 125 days after the reference year per PSA Board Resolution No. 05, s. 2017. And presently, from 125 days to 120 days after the reference year per PSA Board Resolution No. 09, s. 2018.

²⁷ Formerly Census of Establishments. Title changed per PSA Board Resolution No. 01, s. 2017-070.

List of Designated Statistics

(as of 16 May 2019)

Designated Statistical Activity/ Statistics	Implementing Agency	Frequency of Conduct	Geographic Disaggregation	Schedule of Data Dissemination
47 Compilation of External Accounts ²⁸	BSP	Monthly Quarterly Semestral Annual	National	30-45 days after the reference period
a. Balance of Payments (BOP)		Quarterly with monthly breakdown	National	11 weeks after the reference quarter
b. International Reserves		Monthly	National	One (1) week after the reference month (for preliminary data); Every 19 th day of the month or working day nearest to the 19 th if it falls on a weekend or holiday (for final data)
c. External Debt		Quarterly	National	11 weeks after the reference quarter
d. External Debt Ratios		Monthly (cumulative)	National	11 weeks after the reference month
e. International Investment Position		Quarterly with monthly breakdown ²⁹	National	Within three (3) months from end of the reference quarter ³⁰
f. Data Template on International Reserves and Foreign Currency Liquidity		Monthly	National	Within one (1) month after the reference month
48 Preparation of the Food Balance Sheet	PSA	Annual	National	Six (6) months after the reference year
49 Seasonally Adjusted National Accounts	PSA	Quarterly Annual	National National ³¹	40 days after the reference period ³² 30 days after the reference year ³³

IV Statistical Indicators

50 Poverty Thresholds/Incidence	TWG on Income Statistics (PSA)	Every three (3) years	National (Urban/Rural) Regional (Urban/Rural)	Two (2) years after the reference year
- Methodology	TWG on Income Statistics (PSA)			
- Estimation	PSA			

²⁸ Per PSA Board Resolution No. 01, s. 2017-186.

²⁹ Formerly annual. Frequency of conduct changed per PSA Board Resolution No. 05, s. 2017.

³⁰ Formerly nine (9) months after the reference year. Schedule of data dissemination changed per PSA Board Resolution No. 05, s. 2017.

³¹ Formerly National and Regional. Geographic disaggregation changed per PSA Board Resolution No. 09, s. 2018.

³² Formerly 60 days after the reference period. Schedule of data dissemination changed per PSA Board Resolution No. 09, s. 2018. Except for the SANA 4th Quarter, to be released 30 days after the reference period.

³³ Formerly 30 days after the reference year for National and six (6) months after the reference year for Regional. Schedule of data dissemination changed per PSA Board Resolution No. 09, s. 2018.

List of Designated Statistics

(as of 16 May 2019)

Designated Statistical Activity/ Statistics	Implementing Agency	Frequency of Conduct	Geographic Disaggregation	Schedule of Data Dissemination
51 Consumer Price Index	PSA	Monthly	National Regional Provincial	Five (5) days after the reference month
52 Wholesale Price Index	PSA	Monthly	Luzon, Visayas, Mindanao, from NCR ³⁴	35 days after the reference month
53 Population Projections	TWG on Population Projections (PSA)	After every census year	National Regional Provincial City Municipal Urban/Rural	One (1) year after the release of final population figures
- Methodology	TWG on Population Projections (PSA)			
- Estimation	PSA			
54 Mortality Indicators a. Infant Mortality Rate b. Under five (5) Mortality Rate c. Maternal Mortality Rate	TWG on Maternal and Child Mortality (PSA)	Annual	National Regional Provincial Selected Cities	One (1) year after the release of final tables on births, deaths, etc.
- Methodology	TWG on Maternal and Child Mortality (PSA)			
- Estimation	PSA			
55 Literacy Rate	PSA	Every five (5) years, FLEMMS	National Regional	One (1) year after the reference year
	PSA	Every 10 years, CPH	National Regional Provincial City	18 months after the reference year
56 Seasonally Adjusted Palay Production ³⁵	PSA	Quarterly	National	40 days after the reference quarter
57 Seasonally Adjusted Palay Prices ³⁶	PSA	Quarterly	National	30 days after the reference quarter

³⁴ Per PSA Board Resolution No. 01, s. 2017-97.

³⁵ Per PSA Board Resolution No. 01, s. 2017-029 as affirmed by PSA Board Resolution No. 01, s. 2017-048.

³⁶ Per PSA Board Resolution No. 01, s. 2017-029 as affirmed by PSA Board Resolution No. 01, s. 2017-048.

List of Designated Statistics

(as of 16 May 2019)

Designated Statistical Activity/ Statistics	Implementing Agency	Frequency of Conduct	Geographic Disaggregation	Schedule of Data Dissemination
58 Seasonally Adjusted Consumer Price Index ³⁷	PSA	Monthly	Metro Manila Areas Outside Metro Manila	Five (5) days after the release of the regular CPI <i>Starting 2005 same release with CPI</i>

Discontinued Statistical Activities:

I. Censuses/Surveys

- A. *Per PSA Board Resolution No. 01, s. 2017-071. Discontinued. Last conducted CY 2003. Data available at COA and DBM.*
Annual Survey of Construction Projects of Local Government Units (LGUs)
- B. *Per PSA Board Resolution No. 01, s. 2017-026. Included in the former BLES (now part of the PSA) Integrated Survey.*
Employment, Hours and Earnings Survey

IV. Statistical Indicators

- C. *Per PSA Board Resolution No. 01, s. 2017-186.*
Seasonally Adjusted Monetary Aggregates

³⁷ Per PSA Board Resolution No. 01, s. 2017-045.

Noncompliant 

[illegible]

List of Designated Statistics/Statistical Activities						2019 SDS Compliance				Remarks	
	Designated Statistical Activity/Statistics	Implementing Agency	Frequency of Conduct	Geographic Disaggregation	Schedule of Data Dissemination	Actual Statistics/Activity Released/Posted	Actual Dates of Release		Compliance		
							Month	Day			
						QSPBI 2019 3Q - (Revised Tables)	November	29	Fully compliant		
3	Monthly Integrated Survey of Selected Industries	PSA	Monthly	National	45 days after the reference month	MISSI - November 2018 MISSI - December 2018 MISSI - January 2019 MISSI - February 2019 MISSI - March 2019 MISSI - April 2019 MISSI - May 2019 MISSI - June 2019 MISSI - July 2019 MISSI - August 2019 MISSI - September 2019 MISSI - October 2019	January February March April May June July August September October November December	4 5 5 5 7 4 5 6 5 4 5 5	Partially compliant Partially compliant Partially compliant Partially compliant Partially compliant Partially compliant Partially compliant Partially compliant Partially compliant Partially compliant Partially compliant Partially compliant	advance 10 days advance 9 days advance 12 days advance 9 days advance 8 days advance 10 days advance 9 days advance 8 days advance 9 days advance 11 days advance 9 days advance 9 days	has submitted proposed SDS modification (for IAC discussion, approval)
4	Labor Force Survey	PSA	Quarterly	National Regional Provincial Key Cities	Three (3) months after the reference quarter	LFS - January 2019 LFS - April 2019 LFS - July 2019 LFS - October 2019	March June September December	7 5 5 5	Fully compliant Fully compliant Fully compliant Fully compliant		
5	Survey of Retail Prices of Commodities for the Consumer Price Index - Agriculture - Non-Agriculture	PSA	Monthly	National Regional Provincial	Five (5) days after the reference month	CPI (2012=100): December 2018 CPI (2012=100): January 2019 CPI (2012=100): February 2019 CPI (2012=100): March 2019 CPI (2012=100): April 2019 CPI (2012=100): May 2019 CPI (2012=100): June 2019 CPI (2012=100): July 2019 CPI (2012=100): August 2019 CPI (2012=100): September 2019 CPI (2012=100): October 2019 CPI (2012=100): November 2019 CPI (2012=100): December 2019	January February March April May June July August September October November December	4 5 5 5 7 5 5 6 5 4 5 5	Fully compliant Fully compliant Fully compliant Fully compliant Fully compliant Fully compliant Fully compliant Fully compliant Fully compliant Fully compliant Fully compliant Fully compliant		
6	Survey of Retail Prices of Commodities for the Retail Price Index	PSA	Monthly	National Capital Region	35 days after the reference month	GRPI NCR (2000=100): November 2018 GRPI NCR (2000=100): December 2018 GRPI NCR (2000=100): January 2019 GRPI NCR (2000=100): February 2019 GRPI NCR (2000=100): March 2019 GRPI NCR (2000=100): April 2019 GRPI NCR (2000=100): May 2019 GRPI NCR (2000=100): June 2019 GRPI NCR (2000=100): July 2019 GRPI NCR (2012=100): August 2019 GRPI NCR (2012=100): September 2019 GRPI NCR (2012=100): October 2019	January January February March April May July July August October October October	10 30 28 28 30 27 1 31 30 31 31 31	Partially compliant Partially compliant Partially compliant Partially compliant Partially compliant Partially compliant Partially compliant Partially compliant Partially compliant Partially compliant Partially compliant Noncompliant Noncompliant	delayed 6 days advance 5 days advance 5 days advance 7 days advance 5 days advance 8 days advance 4 days advance 4 days advance 5 days delayed 26 days released 17 Jan 2020 released 17 Jan 2020	has submitted proposed SDS modifications (for IAC discussion/ approval) <i>proposal approved by IAC on 22 Jan 2020</i> new base year
7	Survey of Wholesale Prices of Commodities - Agriculture - Non-Agriculture	PSA	Monthly	National Capital Region	35 days after the reference month	General WPI (1998=100): Oct '18 General WPI (1998=100): Nov '18 General WPI (1998=100): Dec '18 General WPI (1998=100): Jan '19 General WPI (1998=100): Feb '19 General WPI (1998=100): Mar '19 General WPI (1998=100): Apr '19 General WPI (1998=100): May '19 General WPI (1998=100): Jun '19 General WPI (2012=100): Jul '19 General WPI (2012=100): Aug '19 General WPI (2012=100): Sep '19	January January February March April May June July August October December December	11 23 11 15 17 23 10 10 20 31 13 23	Partially compliant Partially compliant Partially compliant Partially compliant Partially compliant Partially compliant Partially compliant Partially compliant Partially compliant Partially compliant Partially compliant Partially compliant	delayed 37 days delayed 19 days delayed 7 days delayed 8 days delayed 13 days delayed 18 days delayed 6 days delayed 5 days delayed 16 days delayed 26 days delayed 69 days delayed 49 days	has submitted proposed SDS modifications (for IAC discussion/ approval) <i>proposal approved by IAC on 22 Jan 2020</i> new base year
8	Palay and Corn Production Survey	PSA	Quarterly	National Regional Provincial	40 days after the reference quarter	PCPS October - December 2018 PCPS January - March 2019 PCPS April - June 2019 PCPS July - September 2019	February June August December	27 3 30 2	Partially compliant Partially compliant Partially compliant Partially compliant	delayed 18 days delayed 24 days delayed 21 days delayed 23 days	should follow prescribed schedule of dissemination <i>requested ESSS-CSD to submit proposal for modification</i>
9	Backyard Livestock and Poultry Survey	PSA	Quarterly	National Regional Provincial	45 days after the reference quarter	BLPS October - December 2018 BLPS January - March 2019 BLPS April - June 2019 BLPS July - September 2019	January May August November	23 8 7 6	Partially compliant Partially compliant Partially compliant Partially compliant	advance 22 days advance 7 days advance 7 days advance 8 days	should follow prescribed schedule of dissemination <i>requested ESSS-LPSD to submit proposal for modification</i>
10	Commercial Livestock and Poultry Survey	PSA	Quarterly	National Regional	45 days after the reference	CLPS October - December 2018	January	23	Partially compliant	advance 22 days	should follow prescribed schedule




List of Designated Statistics/Statistical Activities						2019 SDS Compliance				Remarks			
Designated Statistical Activity/Statistics		Implementing Agency	Frequency of Conduct	Geographic Disaggregation	Schedule of Data Dissemination	Actual Statistics/Activity Released/Posted	Actual Dates of Release		Compliance				
							Month	Day					
				Provincial	quarter	CLPS January - March 2019	May	8	Partially compliant 😊	advance 7 days	of dissemination		
						CLPS April - June 2019	August	7	Partially compliant 😊	advance 7 days	requested ESSS-LPSD to submit proposal for modification		
						CLPS July - September 2019	November	6	Partially compliant 😊	advance 8 days			
11	Palay/Rice and Corn Stocks Survey - Household stocks - Commercial stocks	PSA/NFA PSA NFA	Monthly	National Regional	10 days after the reference month	Rice and Corn Stocks Inventory Dec'18	January	10	Fully compliant 😊	delayed 2 days			
						Rice and Corn Stocks Inventory Jan'19	February	8	Fully compliant 😊				
						Rice and Corn Stocks Inventory Feb'19	March	13	Partially compliant 😊				
						Rice and Corn Stocks Inventory Mar'19	April	10	Fully compliant 😊				
						Rice and Corn Stocks Inventory Apr'19	May	10	Fully compliant 😊				
						Rice and Corn Stocks Inventory May'19	June	11	Partially compliant 😊		delayed 1 day		
						Rice and Corn Stocks Inventory Jun'19	July	11	Partially compliant 😊		delayed 1 day		
						Rice and Corn Stocks Inventory Jul'19	August	9	Fully compliant 😊		advance 1 day		
						Rice and Corn Stocks Inventory Aug'19	September	9	Partially compliant 😊				
						Rice and Corn Stocks Inventory Sep'19	October	10	Fully compliant 😊				
						Rice and Corn Stocks Inventory Oct'19	November	11	Fully compliant 😊		delayed 7 days		
						Rice and Corn Stocks Inventory Nov'19	December	17	Partially compliant 😊				
12	Commercial Fish Catch Survey	PSA	Monthly	National Regional Provincial	Two (2) months after the reference month	Quarterly Commercial Fisheries Survey	January	30	Noncompliant 😊	has submitted proposed SDS modification (for PSA Board approval)			
						Quarterly Commercial Fisheries Survey	May	15	Noncompliant 😊				
						Quarterly Commercial Fisheries Survey	August	15	Noncompliant 😊				
						Quarterly Commercial Fisheries Survey	November	15	Noncompliant 😊				
13	Municipal Fish Catch Survey	PSA	Marine - Every other day Inland - Quarterly	National Regional Provincial National Regional Provincial	Two (2) months after the reference month 45 days after the reference quarter	Quarterly Municipal Fisheries Survey	January	30	Noncompliant 😊	has submitted proposed SDS modification (for PSA Board approval)			
						Quarterly Municipal Fisheries Survey	May	15	Noncompliant 😊				
						Quarterly Municipal Fisheries Survey	August	15	Noncompliant 😊				
						Quarterly Municipal Fisheries Survey	November	15	Noncompliant 😊				
14	Farm Prices Survey	PSA	Monthly	National Regional Provincial	30 days after the reference month for farmgate prices and 60 days after the reference month for prices paid by farmers	Farmgate Prices: Oct - Dec 2018	January	23	Partially compliant 😊	should be monthly	should follow prescribed schedule of dissemination proposal approved by IAC on 22 Jan 2020		
						Farmgate Prices: Jan - Mar 2019	May	15	Partially compliant 😊	should be monthly			
						Farmgate Prices: Apr - Jun 2019	August	15	Partially compliant 😊	should be monthly			
						Farmgate Prices: Jul - Sep 2019	November	15	Partially compliant 😊	should be monthly			
15	Occupational Wages Survey	PSA	Annual Per PSA Board Res. No.1 s. 2017-060 Every 2 years to be reviewed after five years to determine whether every two years or annual will be the right frequency Per PSA Board Res.No.01 s. 2017-152	National Regional	One (1) year after the reference year	2018 OWS	-	-	Noncompliant 😊	delayed release due to verification of data released 25 March 2020			
16	Survey on Overseas Filipinos	PSA	Annual	National	Six (6) months after the	2018 SOF	April	30	Partially compliant 😊	advance 2 months			
II. Administrative Data Systems													
17	Generation of Construction Statistics from Building Permit Forms	PSA	Monthly	National Regional Provincial Municipal	One (1) quarter after the reference quarter	Construction Statistics 4Q 2018	March	19	Fully compliant 😊	delayed 14 days released 17 Jan 2020			
						Construction Statistics 1Q 2019	June	6	Fully compliant 😊				
						Construction Statistics 2Q 2019	October	14	Partially compliant 😊				
						Construction Statistics 3Q 2019			Noncompliant 😊				
18	Generation of Foreign Trade Statistics	PSA	Monthly Annual	National	Monthly - 45 days after the reference month Annual - three (3) months after the reference year	FTS Import/Export November 2018	January	10	Partially compliant 😊	advance 5 days	has submitted proposed SDS modifications (for review of focal division)		
						FTS Import/Export December 2018	February	12	Partially compliant 😊	advance 6 days			
						FTS Import/Export January 2019	March	12	Partially compliant 😊	advance 6 days			
						FTS Import/Export February 2019	April	11	Partially compliant 😊	advance 4 days			
						FTS Import/Export March 2019	May	8	Partially compliant 😊	advance 6 days			
						FTS Import/Export April 2019	June	11	Partially compliant 😊	advance 7 days			
						FTS Import/Export May 2019	July	10	Partially compliant 😊	advance 5 days			
						FTS Import/Export June 2019	August	7	Partially compliant 😊	advance 7 days			
						FTS Import/Export July 2019	September	10	Partially compliant 😊	advance 5 days			
						FTS Import/Export August 2019	October	10	Partially compliant 😊	advance 5 days			
						FTS Import/Export September 2019	November	6	Partially compliant 😊	advance 6 days			
						FTS Import/Export October 2019	December	10	Partially compliant 😊	advance 5 days			
						FTS 2018	May	2	Partially compliant 😊	delayed 1 month			
19	Processing of Arrival/Departure Cards	DOT/BI	Monthly Annual	National	Monthly - five (5) weeks after the reference month Annual - two (2) months after reference year	Visitor Arrivals to the Philippines: 2018	February	8	Fully compliant 😊	delayed 5 weeks delayed 4 days delayed 22 weeks delayed 18 weeks delayed 4 days delayed 6 weeks delayed 4 days	should follow prescribed schedule of dissemination		
						Visitor Arrivals to the Philippines: Nov'18	February	8	Partially compliant 😊				
						Visitor Arrivals to the Philippines: Dec'18	February	8	Partially compliant 😊				
						Visitor Arrivals to the Philippines: Jan'19	August	14	Partially compliant 😊				
						Visitor Arrivals to the Philippines: Feb'19	August	14	Partially compliant 😊				
						Visitor Arrivals to the Philippines: Mar'19	May	10	Partially compliant 😊				
						Visitor Arrivals to the Philippines: Apr'19	July	18	Partially compliant 😊				
						Visitor Arrivals to the Philippines: May'19	July	9	Partially compliant 😊				

List of Designated Statistics/Statistical Activities						2019 SDS Compliance				Remarks		
Designated Statistical Activity/Statistics	Implementing Agency	Frequency of Conduct	Geographic Disaggregation	Schedule of Data Dissemination	Actual Statistics/Activity Released/Posted	Actual Dates of Release		Compliance				
						Month	Day					
					Visitor Arrivals to the Philippines: Jun'19	August	16	Partially compliant	☹️	delayed 1 week		
					Visitor Arrivals to the Philippines: Jul'19	September	11	Partially compliant	☹️	delayed 1 week		
					Visitor Arrivals to the Philippines: Aug'19	October	17	Partially compliant	☹️	delayed 2 weeks		
					Visitor Arrivals to the Philippines: Sep'19	November	27	Partially compliant	☹️	delayed 3 weeks		
					Visitor Arrivals to the Philippines: Oct'19	December	9	Partially compliant	☹️	delayed 2 days		
20	Generation of Statistics on Overseas Contract Workers	POEA	Monthly	National	One (1) month after the reference month	(no ARC)	-	-	Noncompliant	🚫		signed letter sent via email 04 Aug 2020
21	Generation of Monetary and Banking Statistics Per PSA Board Res. No. 01 s. 2017-186	BSP	Monthly Quarterly Semestral Annual Per PSA Board Res. No. 01 s. 2017-186	National	30-45 days after the reference period							
	a. Depository Corporations Survey (DCS)		Monthly	National	One (1) month after the reference month	Monthly - Net foreign assets - Net domestic claims - Liquidity aggregates included in broad money - Liabilities excluded from broad money December 2018 - November 2019	January	31	Fully compliant	😊		
						February	28	Fully compliant	😊			
						March	29	Fully compliant	😊			
						April	30	Fully compliant	😊			
						May	31	Fully compliant	😊			
						June	28	Fully compliant	😊			
						July	31	Fully compliant	😊			
						August	30	Fully compliant	😊			
						September	30	Fully compliant	😊			
						October	31	Fully compliant	😊			
						November	29	Fully compliant	😊			
						December	27	Fully compliant	😊			
	b. Central Bank Survey		Monthly	National	14 days after the reference month	Monthly - Net foreign assets - Net domestic assets - Reserve money - Liabilities other than reserve money December 2018 - November 2019	January	14	Fully compliant	😊		
							February	14	Fully compliant	😊		
							March	14	Fully compliant	😊		
							April	12	Fully compliant	😊		
							May	14	Fully compliant	😊		
							June	14	Fully compliant	😊		
							July	12	Fully compliant	😊		
							August	14	Fully compliant	😊		
							September	13	Fully compliant	😊		
							October	14	Fully compliant	😊		
							November	14	Fully compliant	😊		
							December	13	Fully compliant	😊		
	c. Total Resources of the Philippine Financial System		Monthly	National	45 days after the reference month	Monthly - Total Resources of the Universal and Commercial Banks - Total Resources of Thrift Banks - Total Resources of Rural Banks - Total Resources of Non-Banks November 2018 - October 2019	January	15	Fully compliant	😊		
							February	15	Fully compliant	😊		
							March	15	Fully compliant	😊		
							April	15	Fully compliant	😊		
							May	15	Fully compliant	😊		
							June	17	Fully compliant	😊		
							July	15	Fully compliant	😊		
							August	15	Fully compliant	😊		
							September	16	Fully compliant	😊		
							October	15	Fully compliant	😊		
							November	15	Fully compliant	😊		
							December	16	Fully compliant	😊		
	d. Loans Outstanding of Universal and Commercial Bank		Monthly	National	One (1) month after the reference month	Monthly - For Production by Economic Activity - For Household Consumption (credit card, auto loans, etc.) - Under Reverse Repurchase Agreement (RRPs) Arrangements - Non-Residents December 2018 - November 2019	January	31	Fully compliant	😊		
							February	28	Fully compliant	😊		
							March	29	Fully compliant	😊		
							April	30	Fully compliant	😊		
							May	31	Fully compliant	😊		
							June	28	Fully compliant	😊		
							July	31	Fully compliant	😊		
							August	30	Fully compliant	😊		
							September	30	Fully compliant	😊		
							October	31	Fully compliant	😊		
							November	29	Fully compliant	😊		
							December	27	Fully compliant	😊		
	e. Total Loans of Universal/Commercial Banks		Monthly	National	45 days after the reference month	Monthly - Total Loans - Non-performing Loans - Loan Loss Provision November 2018 - October 2019	January	15	Fully compliant	😊		
							February	15	Fully compliant	😊		
							March	15	Fully compliant	😊		
							April	15	Fully compliant	😊		

List of Designated Statistics/Statistical Activities						2019 SDS Compliance					Remarks	
Designated Statistical Activity/Statistics		Implementing Agency	Frequency of Conduct	Geographic Disaggregation	Schedule of Data Dissemination	Actual Statistics/Activity Released/Posted	Actual Dates of Release		Compliance			
							Month	Day				
							May	15	Fully compliant	😊		
							June	17	Fully compliant	😊		
							July	15	Fully compliant	😊		
							August	15	Fully compliant	😊		
							September	16	Fully compliant	😊		
							October	15	Fully compliant	😊		
							November	15	Fully compliant	😊		
							December	16	Fully compliant	😊		
22	Generation of Statistics on Internal Revenue Collection	BIR	Monthly Quarterly Semestral Annual	National Regional (based on BIR collection districts)	Monthly - 30 days after the reference month Quarterly/Semestral - 45 days after the reference quarter/semester Annual - 60 days after the reference year	Revenue Collections by Implementing Office CY 2018 Revenue Collections by Implementing Office 4Q 2019 Revenue Collections by Implementing Office 1Q 2019 Revenue Collections by Implementing Office 2Q 2019 Revenue Collections by Implementing Office 3Q 2019 Monthly and Semestral release	March February May August November -	1 15 15 15 15 -	Fully compliant Fully compliant Fully compliant Fully compliant Fully compliant Noncompliant	😊 😊 😊 😊 😊 😡		
23	Generation of Customs Collection Statistics	BOC	Monthly Annual	National	Monthly - 10 days after the reference month Annual - 60 days after the reference year	monthly releases posted via google drive	January February March April May June July August September October November December	7 7 9 9 7 7 9 7 10 8 7 10	compliant compliant compliant compliant compliant compliant compliant compliant compliant	😊 😊 😊 😊 😊 😊 😊 😊 😊 😊	Compliant for monthly non compliant for annual release	
24	Generation of National Government Cash and Treasury Operations Statistics	BTr	Weekly Monthly Annual	National Regional	Two (2) weeks after the reference period for Weekly/Monthly Cash Budget Aggregates Six (6) months after the reference year for Annual Cash Budget Aggregates Six (6) weeks after the reference month for Monthly Cash Operations Statement	National Government Cash Operations November 2018 National Government Cash Operations December 2018 National Government Cash Operations January 2019 National Government Cash Operations February 2019 National Government Cash Operations March 2019 National Government Cash Operations April 2019 National Government Cash Operations May 2019 National Government Cash Operations June 2019 National Government Cash Operations July 2019 National Government Cash Operations August 2019 National Government Cash Operations September 2019 National Government Cash Operations October 2019 Weekly/Monthly/Annual Cash Budget Aggregates	January February March March April May June July August September October November -	26 25 18 29 25 24 25 22 23 23 22 25 -	Partially compliant Partially compliant Partially compliant Partially compliant Partially compliant Partially compliant Partially compliant Partially compliant Partially compliant Partially compliant Noncompliant	😞 😞 😞 😞 😞 😞 😞 😞 😞 😞 😡	delayed 2 weeks delayed 2 weeks delayed 1 week delayed 2 weeks delayed 2 weeks delayed 2 weeks delayed 2 weeks delayed 2 weeks delayed 2 weeks delayed 2 weeks no release for Cash Budget Aggregates	
25	Generation of Data on Land Holdings and Land Transfer	DAR	Quarterly	National Regional Provincial	One (1) month after the reference quarter	No. of hectares distributed (Gross) (Dec'18, March, June, September'19)	January April July October	28 31 31 29	Fully compliant Fully compliant Fully compliant Fully compliant	😊 😊 😊 😊		
26	Generation of Mineral Statistics	MGB	Quarterly Annual	National Regional Provincial Municipal	Quarterly - Two (2) months after the reference quarter Annual - Six (6) months after the reference year	quarterly and annual releases with national, regional and provincial disaggregation posted on MGB website	March June September December April	15 16 14 15 1	Partially compliant Partially compliant Partially compliant Partially compliant Partially compliant	😞 😞 😞 😞 😞	no municipal no municipal no municipal no municipal no municipal	
27	Generation of Forest Resources Statistics	FMB	Quarterly Annual	National Regional Provincial	Quarterly - Two (2) months after the reference quarter Annual - Six (6) months after the reference year	Production of Forest Products (logs, lumber, veneer, plywood)/Prices of Forests Products (logs, lumber, plywood) 4Q '18, 1Q '19, CY '18, 2Q'19 and 3Q'19	February May August June November	28 31 31 30 30	Fully compliant Fully compliant Fully compliant Fully compliant Fully compliant	😊 😊 😊 😊 😊		
28	Generation of Land Area Statistics	LMB	Quarterly	National Regional Provincial	One (1) month after the reference quarter	Land Surveyed (No. of lots and area in hectares) Patents Issued (No. of lots and are in hectares Existing Land Use (No. of Lots and area in hectares) Rental Income Generated(PHP) Deed of conveyance issued (No. of lots and area in hectares) Rental Income Generated(PHP); Foreshore Land (No. of Lots and area in hectares) 2nd sem 2018 and 1st sem 2019	March August	15 14	Partially compliant	😞	should be quarterly	
29	Generation of Data on Power/Energy Production	DOE	Monthly	National	Six (6) months after the	Total Petroleum Demand (monthly)	-	-	Noncompliant	😡		signed letter sent via email 04 Aug 2020

List of Designated Statistics/Statistical Activities					2019 SDS Compliance					Remarks	
Designated Statistical Activity/Statistics	Implementing Agency	Frequency of Conduct	Geographic Disaggregation	Schedule of Data Dissemination	Actual Statistics/Activity Released/Posted	Actual Dates of Release		Compliance			
						Month	Day				
Power/Energy Production and Consumption				after the reference month						email 04 Aug 2020	
30 Inventory of National Roads and Bridges	DPWH	Annual	Regional Provincial	One (1) quarter after the reference year	Inventory of National Roads and Bridges 2018	February	8	Fully compliant			
31 Generation of Vital Statistics from the Civil Registration System	PSA	Monthly	National Regional Provincial Municipal	Two (2) years after the reference year	2017 Vital Statistics Report: Birth	April	10	Fully compliant			
					2017 Vital Statistics Report: Marriage	July	1	Fully compliant			
					2017 Vital Statistics Report: Death	November	26	Fully compliant			
32 Field Health Service Information System	HIS/DOH	Monthly	National Regional Provincial	One (1) month after the reference month	Field Health Information System (annual report and latest is 2018)	-	-	Noncompliant	no monthly release preparing proposal for modification	signed letter sent via email 04 Aug 2020	
33 Generation of Basic Education Statistics	DepEd	Annual	National Regional Provincial	One (1) year after the reference year	SY 2018-2019 Basic Education Statistics	June	28	Fully compliant			
III. Derived Data Systems											
34 Compilation of National Accounts	PSA	Quarterly	National	40 days after the reference period	GDP/GNI Q4'18 and CY 2018	January	24	Fully compliant			
		Semestral	National	30 days after the reference period	GDP/GNI Q1'19	May	9	Fully compliant			
		Annual	Regional	120 days after the reference year	GDP/GNI Q2'19	August	8	Fully compliant			
					GDP/GNI Q3'19	November	7	Fully compliant			
					2018 GRDP	April	25	Fully compliant			
35 Compilation of External Accounts <i>Per PSA Board Res. No. 01 s. 2017-186</i> <i>Per PSA Board Res. No. 01 s. 2017-186</i> a. Balance of Payments (BOP) b. International Reserves <											

List of Designated Statistics/Statistical Activities					2019 SDS Compliance					Remarks	
Designated Statistical Activity/Statistics	Implementing Agency	Frequency of Conduct	Geographic Disaggregation	Schedule of Data Dissemination	Actual Statistics/Activity Released/Posted	Actual Dates of Release		Compliance			
						Month	Day				
36 Preparation of the Food Balance Sheet	PSA	Annual	National	Six (6) months after the reference year	FBS of the Philippines, 2016-2018	December	13	Partially compliant	☹️	delayed 6 months	MAS-AAD is requested to submit proposal for SDS modification
37 Seasonally Adjusted National Accounts	PSA	Quarterly	National	40 days after the reference period	(no ARC)	January	24	Fully compliant	😊		
		Annual	National	30 days after the reference year	regularly updated: seasonally adjusted NAP webpage	May	9	Fully compliant	😊		
						August	8	Fully compliant	😊		
						November	7	Fully compliant	😊		
						April	4	Fully compliant	😊		
IV. Statistical Indicators											
38 Consumer Price Index	PSA	Monthly	National Regional Provincial	Five (5) days after the reference month	Consumer Price Index (CPI)/Headline/Core Inflation/Purchasing Power of Peso	January	4	Fully compliant	😊		
						February	5	Fully compliant	😊		
						March	5	Fully compliant	😊		
						April	5	Fully compliant	😊		
						May	7	Fully compliant	😊		
						June	5	Fully compliant	😊		
						July	5	Fully compliant	😊		
						August	6	Fully compliant	😊		
						September	5	Fully compliant	😊		
						October	4	Fully compliant	😊		
						November	5	Fully compliant	😊		
						December	5	Fully compliant	😊		
39 Wholesale Price Index	PSA	Monthly	Luzon, Visayas, Mindanao from NCR Per PSA Board Res. No. 01 s. 2017-97	35 days after the reference month	WPI October 2018	January	11	Partially compliant	☹️	delayed 37 days	has submitted proposed SDS modifications (for IAC discussion/ approval)
					WPI November 2018	January	23	Partially compliant	☹️	delayed 19 days	
					WPI December 2018	February	11	Partially compliant	☹️	delayed 7 days	
					WPI January 2019	March	15	Partially compliant	☹️	delayed 8 days	
					WPI February 2019	April	17	Partially compliant	☹️	delayed 13 days	
					WPI March 2019	May	23	Partially compliant	☹️	delayed 18 days	
					WPI April 2019	June	10	Partially compliant	☹️	delayed 6 days	
					WPI May 2019	July	10	Partially compliant	☹️	delayed 5 days	
					WPI June 2019	August	20	Partially compliant	☹️	delayed 16 days	
					WPI July 2019	October	31	Partially compliant	☹️	delayed 26 days	
					WPI August 2019	December	13	Partially compliant	☹️	delayed 69 days	
					WPI September 2019	December	23	Partially compliant	☹️	delayed 49 days	
40 Mortality Indicators: a) Infant Mortality Rate b) Under five (5) Mortality Rate c) Maternal Mortality Rate -Methodology -Estimation	PSA TWG on Maternal and Child Mortality (PSA) PSA	Annual	National Regional Provincial Selected Cities	One (1) year after the release of final tables on births, deaths, etc.	no ARC	-	-	Noncompliant	☹️	NDHS, released every five (5) years, is data source of IMR and under5MR CRVS data as source of MMR started in 2018, estimation based on complete death registration	
41 Seasonally Adjusted Palay Production	PSA	Quarterly	National	40 days after the reference quarter	Seasonally Adjusted Rice Production and Prices Q4 2018 - Q3 2019	January	23	Partially compliant	☹️	advance 17 days	ESSS is requested to submit proposal for SDS modification
						May	15	Partially compliant	☹️	delayed 5 days	
						August	15	Partially compliant	☹️	delayed 6 days	
						November	15	Partially compliant	☹️	delayed 6 days	
42 Seasonally Adjusted Palay Prices	PSA	Quarterly	National	30 days after the reference quarter	Seasonally Adjusted Rice Production and Prices Q4 2018 - Q3 2019	January	23	Partially compliant	☹️	advance 7 days	ESSS is requested to submit proposal for SDS modification
						May	15	Partially compliant	☹️	delayed 15 days	
						August	15	Partially compliant	☹️	delayed 15 days	
						November	15	Partially compliant	☹️	delayed 16 days	
43 Seasonally Adjusted Consumer Price Index	PSA	Monthly	Metro Manila Areas Outside Metro Manila	5 days after the release of the regular CPI Starting 2005 same release with CPI	Seasonally Adjusted CPI (2012=100) : December 2018 - November 2019	January	4	Fully compliant	😊		
						February	5	Fully compliant	😊		
						March	5	Fully compliant	😊		
						April	5	Fully compliant	😊		
						May	7	Fully compliant	😊		
						June	5	Fully compliant	😊		
						July	5	Fully compliant	😊		
						August	6	Fully compliant	😊		

List of Designated Statistics/Statistical Activities					2019 SDS Compliance				Remarks	
Designated Statistical Activity/Statistics	Implementing Agency	Frequency of Conduct	Geographic Disaggregation	Schedule of Data Dissemination	Actual Statistics/Activity Released/Posted	Actual Dates of Release		Compliance		
						Month	Day			
						September	5	Fully compliant		
						October	4	Fully compliant		
						November	5	Fully compliant		
						December	5	Fully compliant	