




REPUBLIC OF THE PHILIPPINES
PHILIPPINE STATISTICS AUTHORITY
REGIONAL STATISTICAL SERVICES OFFICE V

2023 - 2029 REGIONAL STATISTICAL DEVELOPMENT PROGRAM

BICOL REGION

The background of the lower half of the cover features a photograph of a mountain peak, likely Mount Mayon, under a clear sky. Overlaid on this image are three large, thick, upward-pointing arrows in yellow, blue, and red, arranged from left to right. The arrows have a slight shadow effect, making them stand out from the background.

Better **statistics.** Better **policies.** Better **lives.**

BICOL
REGIONAL STATISTICAL DEVELOPMENT PROGRAM
(RSDP)
2023 - 2029



REPUBLIC OF THE PHILIPPINES
PHILIPPINE STATISTICS AUTHORITY
REGIONAL STATISTICAL SERVICES OFFICE V

Bicol Regional Statistical Development Program (RSDP) 2023 - 2029

is a publication prepared by the Philippine Statistics Authority - Regional Statistical Services Office V - Bicol Region (PSA RSSO-V) in coordination with various agencies and stakeholders in the Regional Statistical System (RSS).

TERMS OF USE AND DISCLAIMER

The PSA RSSO-V reserves its exclusive right to reproduce all its publications in whatever form. Any part of this publication cannot be reproduced, recopied, lent or repackaged for any commercial purposes without written permission from the PSA RSSO-V. Any part of this publication may only be reproduced for personal or internal use. Should any portion, data or information in this publication be included in a report, paper, article or statement, the title of the publication and the PSA RSSO-V as publisher should be cited as the source. Any information derived from the processing of data contained in this publication shall not be the responsibility of PSA RSSO-V.

ISSN 2619-8258

Published by the
Philippine Statistics Authority
Regional Statistical Services Office V - Bicol Region
2nd Floor PSA Building, Regional Center Site
Rawis, Legazpi City 4600
Philippines

May 2024

The Bicol Regional Statistical Development
Program (RSDP) 2023-2029 is available in print and PDF formats and on the
PSA website at <https://rso05.psa.gov.ph>.
For inquiries, please contact us at:
or email us at rso05socd@psa.gov.ph.

MESSAGE

NATIONAL STATISTICIAN AND CIVIL REGISTRAR GENERAL

Accurate, relevant, timely, and accessible local-level statistics lay the foundation for informed decision-making in the region. It enables policymakers, researchers, and other data stakeholders to understand the socioeconomic landscape of the regions, identify key challenges, and develop and adopt workable solutions.

The Regional Statistical Development Program (RSDP) serves as blueprint that will guide the improvement of the collection, generation, and utilization of statistics at the local level and address the data requirements of Regional Development Plan 2023-2028 and other local and sectoral development plans as well as international commitments such as the Sustainable Development Goals. It is the regional counterpart of the Philippine Statistical Development Program 2023-2029 which contains the priority statistical development programs and activities intended to provide the information support that is needed to monitor and to achieve national development plans and international commitments. The RSDP is aimed at equipping the region with the tools and resources required to create a robust local statistical system that accurately captures the diverse realities and needs of the communities. By strengthening the statistical capacities of the region, we will be promoting evidence-based policy formulation, fostering data-driven innovation and sustainable development, and increasing awareness, understanding, appreciation, utilization, and trust if the general public on statistics. It is also crucial that the implementation of the RSDP is monitored and evaluated to guarantee that resources are allocated efficiently, targets are met, and effective interventions are placed towards ensuring measurement of indicators in the assessment of the desired regional progress vis-a-vis success if regional development plans.



The formulation of RSDP 2023-2029 would not have been possible without the commitment and support of our local experts both from the government and private sectors. We would like to extend our sincerest gratitude to all the members of the Regional Statistics Committee in Region V and to every official and staff involved from the drafting until the release of the Bicol RSDP 2023-2029 publication. Your collaborative efforts have greatly contributed to this success. Hoping to sustain this partnership until we see the realization of our statistical development programs towards the achievement of societal outcomes that we have envisioned for this program period.

As we move forward, I encourage everyone to stay committed to our shared goal of promoting accurate, relevant, timely, and accessible local-level statistics. Let us continually embark on this collaborative endeavor as we harness statistics in shaping a more responsive and innovative regional statistical system driven by evidence-based decisions and policies towards improved and sustained quality of life for all.

CLARE DENNIS S. MAPA, PhD

Undersecretary
National Statistician and Civil Registrar General
Philippine Statistics Authority

MESSAGE

RSC V CHAIR

As we embark on the implementation of the Bicol Regional Statistical Development Program (RSDP) 2023-2029, I am pleased to reaffirm our commitment to strengthening the region's statistical capacity and data ecosystem. This directly supports the goals and data requirements of the Bicol Regional Development Plan 2023-2028, as well as the broader development aspirations outlined in the Sustainable Development Goals and the country's long-term vision, the Ambisyon Natin 2040.

I would like to express my sincere gratitude and commendation to Philippine Statistics Authority V, for leading and serving as the secretariat of the Regional Statistics Committee (RSC), and all the dedicated individuals and organizations who participated in the formulation of the Bicol RSDP 2023-2028. Your invaluable contributions have shaped a comprehensive roadmap that will guide our statistical efforts in the years to come.



Over the next six years, the Bicol RSC will focus on addressing persistent data gaps and generating and disseminating accurate, relevant, timely, reliable, and accessible statistics needed by policymakers, planners, and other key stakeholders across Bicol. Proactive coordination among stakeholders and adept management of statistical and operational processes are indispensable for this purpose. This involves a spectrum of activities including planning, program execution, coordination, monitoring, and evaluation to ensure the provision of timely, pertinent, and trustworthy statistics.

The changing development landscape demands us to harness emerging technologies and approaches to statistics. The Bicol RSC accepts the challenge to adopt innovation in statistics and explore new methodologies, data sources, and technologies that can enhance the quality, timeliness, and accessibility of our statistical system.

The Bicol RSC looks forward to engaging more closely with local government units and communities to improve statistical literacy. This entails assessing data capabilities and gaps at the subnational level, developing action plans to strengthen statistical infrastructure and processes, and facilitating collaboration between national statistical offices, regional/local authorities, and other data producers.

Let us continue to work together, leveraging our collective strengths, to implement the RSDP 2023-2029 and ensure that the Bicol Region is equipped with a robust, responsive, and innovative statistical system for social and economic transformation.



EDNA CYNTHIA S. BERCES
Chairperson, RSC V
OIC Regional Director, NEDA RO V

MESSAGE

RSC V VICE CHAIR

The Bicol Regional Statistical Development Program (RSDP) 2023-2029 sets the directions, strategies and priorities of the regional statistical system for the generation and dissemination of statistical information to be used in policy analysis and formulation, planning and programming, decision-making, and monitoring and evaluation. As we draw the Bicol RSDP for the succeeding years, we are guided by the long-term vision of the Filipinos, the Ambisyon Natin 2040: matatag, maginhawa at panatag na buhay para sa lahat. The Bicol RSDP 2023-2029 includes the strategic planning framework and the priority statistical development programs to address the data requirements of the Bicol Regional Development Plan 2023-2028. The latter aims to lay down the foundation for inclusive growth, a high-trust and resilient society and a globally competitive knowledge economy.



The program will also serve as a guide in monitoring the Sustainable Development Goals (SDGs) and the contribution of the regional line agencies, local government units, academe, and other data sources in achieving this global commitment.

As the Vice-Chairperson of the Regional Statistics Committee, I would like to extend our sincere gratitude to all the regional line agencies, and local government units, who provided inputs and collaborated with the Philippine Statistics Authority Regional Statistical Services Office V in formulating the Bicol RSDP 2023-2029.

Let's join hands in achieving better statistics, towards better policies and better lives for the Bicolanos.

CYNTHIA L. PERDIZ, CESO V
Vice-Chair, RSC V
Regional Director, PSA RSSO V



Republic of the Philippines
REGIONAL STATISTICS COMMITTEE
Region V

Resolution No. 07-2023

**RESOLUTION APPROVING THE CREATION OF THE STEERING
COMMITTEE AND THE TECHNICAL WORKING GROUP (TWG)
FOR THE REGIONAL STATISTICAL DEVELOPMENT PROGRAM
(RSDP) 2023-2029**

WHEREAS, PSA Resolution No. 05, s.2015 established the Regional Statistics Committees (RSCs) to provide direction and guidance to regional/local statistical development activities and serve as venue for discussion and resolution of statistical issues at the local level;

WHEREAS, Article III of the above-cited resolution, mandates the RSC to institute measures to strengthen the statistical capability of the local statistical system and its personnel and create inter-agency statistical working groups, as the need arise, that could attend to technical issues and problems;

WHEREAS, Republic Act No. 10625 provides the preparation of the Philippine Statistical Development Program (PSDP) by the Philippine Statistics Authority (PSA);

WHEREAS, the PSDP is a mechanism for setting the directions, thrusts, and strategies in the Philippine Statistical System (PSS) and for defining the priority statistical development programs and activities to be undertaken in the medium term;

WHEREAS, the PSDP 2023-2029 guides the statistical development of the PSS and furnishes the Philippine Development Plan (PDP) 2023-2028 with vital statistical information necessary in measuring country's progress and formulating policies, taking into account the priority strategies, targets and activities for development in medium term;

WHEREAS, the Regional Statistical Development Program (RSDP) is the regional counterpart of the PSDP;

WHEREAS, the formulation of the RSDP 2023-2029 will lay the necessary framework for generating and disseminating statistics and indicators needed in the policy formulation, development planning and decision making by various stakeholders and data users in the region;

WHEREAS, the involvement of various Regional Line Agencies, Local Government Units, academe, private sector and other data producers and users is fundamental in the formulation of solid, comprehensive, responsive and attainable statistical programs for medium term;

WHEREAS, the RSC V identified the Select Group as the RSDP Steering Committee at the regional level, to wit: NEDA, PSA, DOT, DENR, BSP, DSWD, DepEd, DOLE, DILG, DTI, DOST, BLGF, DA, PASUC, PPDO Camarines Norte, CPDO Legazpi, CPDO Naga, and CPDO Tabaco.

WHEREAS, the RSDP Steering Committee will have the following functions:

1. Provide guidance and direction in the formulation of the strategic planning framework to include the overall vision, goals, policy directions, and thrusts and strategies, aimed at further enhancing and developing the capacity of the RSS to deliver quality statistical products and services;
2. Provide guidance in the identification and validation of key statistical issues, challenges, and concerns of the RSS that should be addressed in the RSDP 2023-2029;
3. Review and approve the general guidelines for the formulation of the RSDP 2023-2029 to ensure consistency among the IACs, TFs, TWG, and SWGs in the identification and prioritization of statistical programs, projects and activities as well as in the preparation of statistical budgets of the RSS for the medium term;
4. Review and approve the proposed RSS-wide and sectoral statistical programs, projects, activities and budget, prepared and submitted by the IACs, TFs, TWGs, and SWGs and recommend improvements where necessary; and
5. Review and approve the final draft of the RSDP 2023-2029 and endorse the final output to the PSA Secretariat for approval.

WHEREAS, RSDP Technical Working Group shall undertake the following activities:

1. Evaluate accomplishments/milestones, identify issues and challenges, and prepare reports on the statistical development by sector/concern during the period 2023-2029;
2. Formulate thrusts and strategies for statistical development by sector/concern for the medium term;
3. Identify, review and finalize priority statistical programs and activities including financial requirements of the sector based on the thrusts of the PSS for the medium term;
4. Submit final draft of the sectoral statistical programs, activities and budget to the PSA for consolidation

WHEREAS, the PSA Regional Statistical Service Office V shall be responsible for the overall coordination and organization of activities in line with the formulation of the RSDP 2023-2029 and shall be the technical and secretariat arm of the RSDP Steering Committee;

NOW THEREFORE, ON MOTION DULY SECONDED, be it:

RESOLVED, AS IT IS HEREBY RESOLVED, to approve the creation of the RSDP TWG with the following composition of member-agencies, to wit:

Social Sector	Economic Sector	Environment Sector
1. POPCOM	1. NEDA	1. PIA
2. DHSUD	2. PSA	2. PSA
3. PSA	3. DTI	3. NEDA
4. DOLE	4. DA	4. DENR
5. DepEd	5. Water Districts	5. NNC
6. DOH	6. CAAP	6. DILG
7. DSWD	7. DPWH	7. DOH
8. DOJ	8. MARINA	8. PPDO Albay
9. PNP	9. LTFRB	9. CPDO Legazpi
10. AFP	10. LTO	10. CPDO Iriga
11. BJMP	11. DOT	11. CPDO Sorsogon
12. DILG	12. Electric Coops	12. PPDO Catanduanes
13. NCIP	13. DOST	13. PPDO Sorsogon
14. CHED	14. BSP	
15. TESDA	15. CPDO Naga	
16. PASUC		
17. BLGF		
18. CPDO Tabaco		
19. CPDO Ligao		
20. CPDO Masbate		
21. PPDO Camarines Norte		
22. PPDO Masbate		

RESOLVED, that representatives of the member-agencies of the TWG will meet to discuss plans and strategies for the forum at such date, time, and place it may decide, as the need arises;

RESOLVED FURTHER, that the RSC TWG may be modified to include agencies and institutions that are necessary in the formulation of the RSDP 2023-2029;

RESOLVED FINALLY, that copies of this Resolution be disseminated to all concerns for their information and guidance.

Approved this 30th day of March 2023 at PSA RSSO V, Legazpi City, and hybrid via videoconference

Certified Correct:



DANILO V. LUCENA
Secretary, RSC V
Chief, PSA V-SOCD

Attested by:



ENGR. CYNTHIA L. PERDIZ, CESO V
Vice-Chairperson, RSC V
Regional Director, PSA V

Approved by:



ENGR. LUIS G. BANUA
Chairperson, RSC V
Regional Director, NEDA V



Republic of the Philippines
REGIONAL STATISTICS COMMITTEE
Region V

Resolution No. 07-2024

**APPROVING THE 2023-2029 REGIONAL STATISTICAL
DEVELOPMENT PROGRAM (RSDP) FOR FURTHER
ENDORSEMENT TO THE REGIONAL DEVELOPMENT COUNCIL
(RDC) V FOR ADOPTION**

WHEREAS, Republic Act No. 10625, also known as the “Philippine Statistical Act of 2013” mandates the Philippine Statistics Authority (PSA) to prepare, in consultation with the PSA Board, a Philippine Statistical Development Program (PSDP);

WHEREAS, the PSDP sets the strategic directions, thrusts, and priorities of the Philippine Statistical System (PSS) in the medium term to provide vital information support to national, sectoral and local development plans, and international commitments;

WHEREAS, the PSDP provides the necessary framework for the development, generation, and dissemination of statistics and indicators needed in evidence-based policies, plans, and decisions of government and other key stakeholders and data users at the local and national levels;

WHEREAS, the PSDP is a tool integrating and coordinating the statistical activities of the government to ensure that the emerging and evolving needs of the data users and stakeholders are addressed;

WHEREAS, the Regional Statistics Committee V, as the highest policy-making body on statistical matters of the region, spearheaded the preparation of the RSDP 2023-2029 of Bicol Region;

WHEREAS, the RSDP 2023-2029 takes into consideration the key information requirements of the Bicol Regional Development Plan 2023-2028 and the Sustainable Development Goals as well as other essential data needs of government, business, and society;

WHEREAS, the RSDP 2023-2029 consists of key developments in the previous years’ covering 2018-2023, and the statistical development programs addressing the issues and challenges which need to be implemented during the period 2023-2029;

WHEREAS, during the 1st Quarterly Meeting of the committee, a total of 275 Statistical Development Programs (SDPs) were approved thru RSC V Resolution No. 04-2024 on 12 March 2024;

NOW, THEREFORE, ON MOTION DULY SECONDED, be it:

RESOLVED, AS IT IS HEREBY RESOLVED, that the Committee approves the Regional Statistical Development Program 2023-2029 of Region V subject to enhancement based on the final comments, suggestions and recommendations from the concerned agencies.

RESOLVED FINALLY, that the Committee endorses Region V's RSDP 2023-2029 to the Regional Development Council (RDC) V for its adoption.

Approved this 13th day of May 2024 at PSA RSSO V, Legazpi City, and hybrid via videoconference.

Certified Correct:




DANILO V. LUCENA
Secretary, RSC V
Chief, PSA V-SOCD

Attested by:



ENGR. CYNTHIA L. PERDIZ, CESO V
Vice-Chairperson, RSC V
Regional Director, PSA V

Approved by:



EDNA CYNTHIA S. BERCES
Chairperson, RSC V
OIC Regional Director, NEDA V

Executive Summary

Republic Act No. 10625, commonly referred to as the "Philippine Statistical Act of 2013," was approved by President Benigno Simeon Aquino III on 12 September 2013. This legislation, particularly outlined in Sections 3 and 5, mandated the restructuring of the Philippine Statistical System (PSS) and the establishment of the Philippine Statistics Authority (PSA).

The primary objective of this Act was to bolster decentralization efforts by establishing the necessary statistical infrastructure to meet the growing demand for data essential for local development planning. As the government's decentralization agenda gained momentum, there was an increasing need for comprehensive data to support planning, execution, and monitoring of programs and projects at the local level. Furthermore, there was a recognition of the necessity to enhance the subnational statistical system to better address regional and local government unit-specific requirements, as well as those of policymakers and the private sector operating at the local level.

Additionally, the Act instituted the PSA Board as the principal policymaking body on statistical matters. Among its responsibilities is the formulation of frameworks to enhance statistical coordination both national and subnational. This includes establishing mechanisms for statistical coordination at various levels of governance. Furthermore, the Act mandated the development of the Philippine Statistical Development Program at the national level, which serves as a roadmap for the direction, priorities, and strategies of the PSS. Similarly, it required the formulation of Regional Statistical Development Programs (RSDPs) at the subnational level.

In the context of Bicol Region, effective collaboration among institutions, data producers, users, and respondents alongside various regional line agencies and local government units, provided guidance and direction in crafting the RSDP 2023-2029. This collaborative effort ensures that statistical initiatives align with the region's development priorities, effectively addressing its unique needs.

Table of Contents

Message from the NSCRG	iii
Message from the RSC V Chairperson	v
Message from the RSC V Vice-Chairperson	vii
RSC Resolution No. 07-2023: Approving the Creation of the Steering Committee and the Technical Working Group (TWG) for the Regional Statistical Development Program (RSDP) 2023-2029	viii
RSC Resolution No. 07-2024: Approving the Regional Statistical Development Program (RSDP) 2023-2029 for further endorsement to the Regional Development Council (RDC) V for Adoption	xii
Executive Summary	xiv
List of Acronyms and Abbreviations	xvi
References	xix

CHAPTER 1: Introduction

About the Bicol Regional Statistical Development Program	1
Vision, Mission, Goals and Strategies	2
The Organizational Structure and Coordination Framework in Subnational Statistical System	4
Formulation of the RSDP	5

CHAPTER 2: Statistical Development Thrusts 2023-2029

Management and Coordination	6
Statistical Capacity Development	10

| Table of Contents

Statistical Information Management and Dissemination	15
CHAPTER 3: Economic Statistics	26
CHAPTER 4: Social Statistics	41
CHAPTER 5: Multi-Domain Statistics	62
CHAPTER 6: Monitoring of the Bicol Region Sustainable Development Goals	74
Acknowledgement	82

LIST OF ACRONYMS AND ABBREVIATIONS

ANACONDA	Analysis of Causes of National Deaths for Action
AHFF	Agriculture, Hunting, Forestry and Fishing
APIS	Annual Poverty Indicators Survey
ASPBI	Annual Survey of Philippine Business and Industry
AWRS	Agricultural Wage Rate Survey
BCRS	Barangay Civil Registry System
BIR	Bureau of Internal Revenue
BFP	Bureau of Fire Protection
BLGF	Bureau of Local Government Finance
BREQS	Batch Request System
BSP	Bangko Sentral ng Pilipinas
CAAP	Civil Aviation Authority of the Philippines
CAF	Census of Agriculture and Fisheries
CBMS	Community Based-Monitoring System
CHED	Commission on Higher Education
CoRe-Is	Core Regional Indicators
CRASM	Certificate for Registration of the Authority to Solemnize Marriage
CRS	Civil Registry System
CSS	Customer Satisfaction Survey
CWC	Council for the Welfare of Children
DA	Department of Agriculture
DBM	Department of Budget and Management
DepEd	Department of Education
DOH	Department of Health
DOLE	Department of Labor and Employment
DOST	Department of Science and Technology
DOT	Department of Tourism
DPWH	Department of Public Works and Highways
DSWD	Department of Social Welfare and Development
DVSS	Decentralize Vital Statistics System

EBEIS	Enhanced Basic Education Information System
ENR	Environment and Natural Resources
FHSIS	Field Health Service Information System
PhilCRIS	Philippines Civil Registry Information System
FIES	Family Income and Expenditures Survey
FLEMMS	Functional Literacy, Education and Mass Media Survey
GAD	Gender and Development
GIS	Geographic Information System
GRDP	Gross Regional Domestic Product
HCs	Health Centers
IEC	Information and Education Campaign
ISLE	Integrated Survey on Labor and Employment
LFS	Labor Force Survey
LGU	Local Government Unit
LTFRB	Land Transportation Franchising and Regulatory Board
LTO	Land Transportation Office
LTS	Labor Turnover Survey
NDHS	National Demographic and Health Survey
NMS	National Migration Survey
NTC	National Telecommunications Commission
NSM	National Statistics Month
OWS	Occupational Wages Survey
PNP	Philippine National Police
POPCEN	Census of Population
PSA	Philippine Statistics Authority
PSAI	Philippine Statistical Association, Inc
PNP	Philippine National Police
POPCEN	Census of Population
PSA	Philippine Statistics Authority
PSAI	Philippine Statistical Association, Inc

PSDP	Philippine Statistical Development Program
PSIC	Philippine Standard Industrial Classification
QSPBI	Quarterly Survey of Philippine Business and Industry
RDP	Regional Development Plan
RLAs	Regional Line Agencies
RSC	Regional Statistics Committee
RSDP	Regional Statistical Development Program
RSET	Regional Social and Economic Trends
RSSOs	Regional Statistical Services Offices
RSS	Regional Statistical System
SEEA	System of Environmental Economic Accounting
SDG	Sustainable Development Goals
SECPA	Security Paper
SICT	Survey on Information and Communications Technology
SOF	Survey on Overseas Filipinos
TVET	Technical Vocational Education and Training
ULAF	Updating of the List of Aquaculture Farms

REFERENCES

Philippine Development Plan 2023-2029
Regional Development Plan 2023-2028
Philippine Statistical Development Program 2023-2029
Sustainable Development Goals (SDG)
<http://rso05.psa.gov.ph>
<http://www.psa.gov.ph>

CHAPTER I

Introduction



ABOUT THE RSDP

Republic Act No. 10625, otherwise known as the "Philippine Statistical Act of 2013" was signed into law by President Benigno Simeon Aquino III on September 12, 2013. Sections 3 and 5 of RA No. 10625 mandated the reorganization of the Philippine Statistical System (PSS) and the creation of the Philippine Statistics Authority (PSA). The Act was primarily enacted to support decentralization through the establishment of the statistical infrastructure necessary to service the statistical needs for local development planning wherein demand for data to support planning, implementation, and monitoring of programs and projects at the local level has increased in view of the decentralization thrust of the government. There is also a need to enhance the subnational statistical system to address more effectively the statistical requirements and take into account the peculiarities of each region and local government unit, and those of the policy makers and the private sector at the local levels.

Moreover, it also created the PSA Board as the highest policymaking body on statistical matters and one of its functions is to prescribe appropriate frameworks for the improvement of statistical coordination and establish mechanisms for statistical coordination at the national and subnational levels. Thus, the PSA Board is mandated to formulate the Philippine Statistical Development Program at the national level that will serve as a mechanism for setting directions, thrusts, and strategies of the PSS and define the priority statistical development programs and activities. Likewise, to serve as its regional counterpart, the subnational statistical system is mandated to formulate the Regional Statistical Development Program (RSDP).

The formulation of the RSDP 2023-2029 will lay the necessary framework for generating and disseminating statistics and indicators needed in the policy formulation, development planning, and decision making by various stakeholders and data users in the region. The development and implementation of the RSDP for the period 2023-2029 represents a strategic endeavor to establish a robust framework for the generation and dissemination of essential statistics and indicators crucial for guiding policy formulation, development planning, and decision-making processes within the region. This initiative serves as a foundational pillar, providing a structured approach to collecting, analyzing, and sharing data vital for informed decision-making by a diverse range of stakeholders and data users across various sectors.

The RSDP acts as a catalyst for enhancing the availability and accessibility of reliable and timely information, thereby empowering stakeholders to make evidence-based decisions. By aligning statistical efforts with the specific needs of policymakers, planners, and decision-makers, the program ensures that the data generated are relevant, accurate, and actionable. Furthermore, it fosters collaboration and coordination among stakeholders, promoting a shared understanding of development challenges and opportunities within the region.

Through the establishment of standardized methodologies, data collection mechanisms, and dissemination channels, the RSDP enhances the efficiency and effectiveness of statistical processes, ultimately contributing to more coherent and targeted development interventions. By promoting transparency and accountability in data governance, the program also builds trust among stakeholders, facilitating greater collaboration and synergy in addressing regional priorities and goals.

In summary, the formulation and implementation of the RSDP 2023-2029 represent a strategic investment in data-driven development, laying the groundwork for inclusive growth, sustainable development, and improved well-being across the region.

VISION

Responsive, relevant, and innovative statistical system that provides quality statistics for evidence-based planning and decision-making towards improved and sustained quality of life for all.

1. Accurate, relevant, timely, reliable, and accessible statistics for evidence-based decision-making
2. Increased awareness, understanding, appreciation, utilization, and trust of the general public on statistics.

Bicol RSDP 2023-2029 Goals




Bicol RSDP 2023-2029 Strategies

Goal 1

- Improvement of the generation of relevant, timely, and quality statistics to address recent developments and emerging statistical demands.
- Strengthening of the data ecosystem to include enhancement of administrative-based data, citizen-generated data and big data as possible sources of official statistics.
- Enhancement of data governance, coordination, and research and development at the national and subnational levels
- Investment on necessary statistical resources and program.

Goal 2

- Strengthening data dissemination and advocacy of statistics through conduct of press conferences, use of various social media platforms and communications technology resources, and laymanizing statistical terms to be understood by the users/stakeholders.
- Advocacy on the utilization of statistics for the formulation and implementation of policies and programs.
- Strengthening mechanisms on data privacy/security to enhance the trust of data providers and data users.



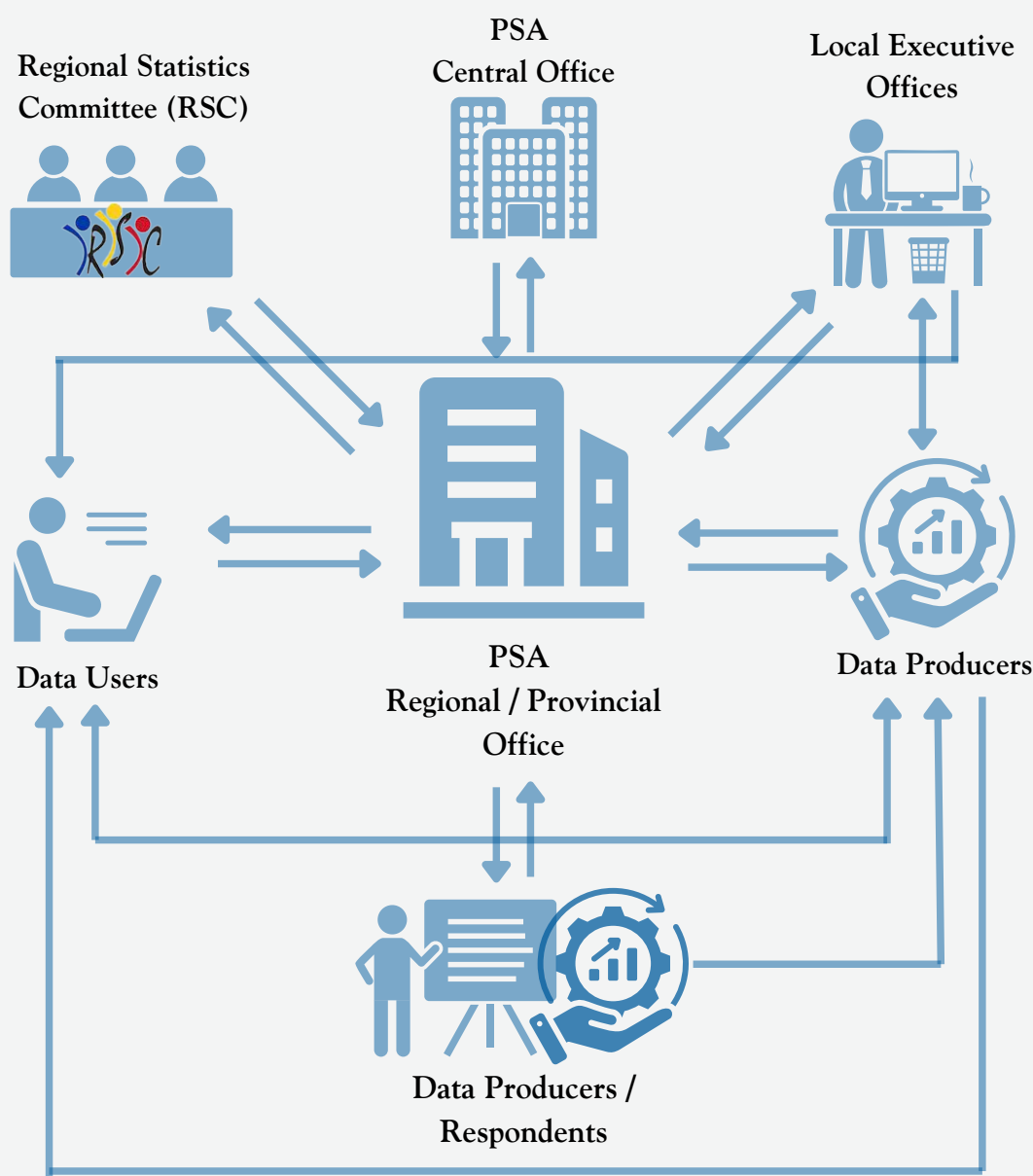


Figure 1. The Subnational Statistical Framework of Bicol Region

Figure 1 illustrates the interconnectivity and exchanges among the Regional Statistics Committee (RSC), the PSA Central Office, and the Local Executive Offices. Additionally, factors such as data users, producers, and providers, as well as respondents, significantly influence the policymaking and coordinating processes. Both statistical agencies and other entities within regional and local government-owned or controlled corporations, along with their subsidiaries engaged in statistical activities either as a primary function or part of their administrative and regulatory responsibilities, play crucial roles as major data providers to the PSA Regional and Provincial Offices. Moreover, it is essential for the subnational statistical system to demonstrate increased responsiveness to governmental and broader statistical needs within the region.

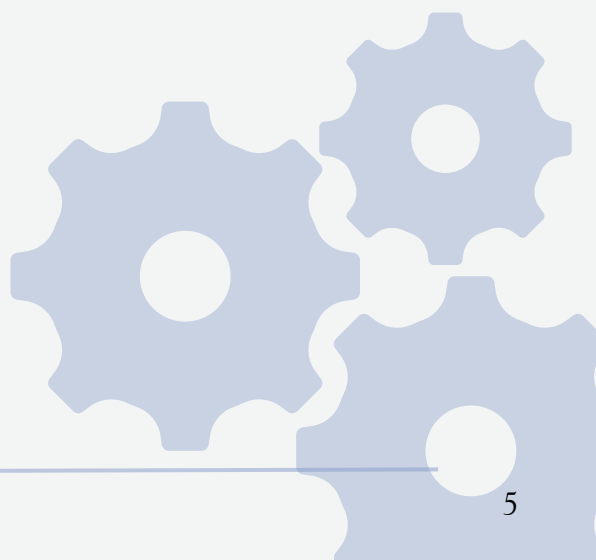
Formulation of the RSDP

The subnational statistical system of Bicol Region requires strong collaboration among institutions, data producers, data users, and, importantly, data providers or respondents. The PSA and the National Economic and Development Authority (NEDA), facilitated by the RSC, together with various regional line agencies and local government units, played pivotal roles in offering directions and guidance during the development of the RSDP for the period 2023-2029.

As the Bicol Region geared up for its statistical development endeavors, a collaborative effort was initiated among key agencies identified to be part of the Technical Working Group. Each agency was tasked with furnishing insights into the statistical development programs under their purview and outlining the strategies they intended to employ for program implementation in the upcoming period.

Subsequently, the compiled Statistical Development Plans (SDPs) underwent meticulous scrutiny and consolidation. The collective efforts of these agencies which resulted to a consolidated list of SDPs for the succeeding years were then presented to the RSC V during its 1st Quarterly Meeting in February 2024.

Through the process of several consultations, refinement, and endorsement, the stage was set for the inception of a comprehensive roadmap: the RSDP 2023-2029. This strategic blueprint, informed by the collaborative insights of various stakeholders, aimed to chart a course towards enhanced statistical capacity and efficacy across the Bicol Region.



CHAPTER 2

Statistical Development Thrusts 2023 - 2029



A. Management and Coordination

Introduction

Institutional frameworks play a crucial role in fostering the development of a robust regional statistical program/system. Effective management and coordination of statistical endeavors at the local/regional level are imperative to produce and disseminate high-quality, timely, and dependable statistics essential for shaping local development plans and related interventions.

Effective collaboration among data users, producers, and stakeholders of statistical agencies is paramount to efficiently oversee the generation, production, and dissemination of statistical data and insights. Fundamental to an efficient Subnational Statistical System are institutional mechanisms aimed at orchestrating and streamlining statistical operations within local governance. These mechanisms encompass policies, strategic plans, programs, and advocacy strategies geared towards facilitating the production and dissemination of pertinent, reliable, and timely statistics in support of local development agendas.

As economic and societal dynamics evolve, the demand for relevant, high-quality data escalates. Hence, for the subnational statistical system to address persistent data gaps and cater to the burgeoning and diversifying data needs effectively, proactive coordination among stakeholders and adept management of statistical and operational processes are indispensable. This involves a spectrum of activities including planning, program execution, coordination, monitoring, and evaluation to ensure the provision of timely, pertinent, and trustworthy statistics.

In Bicol Region, the subnational statistical system operates as a network comprising regional line agencies (RLAs) responsible for generating and furnishing official statistics within the region. Additionally, it serves as a platform for addressing statistical challenges and harmonizing data collection and dissemination efforts at the regional level. Various RLAs, aside from the Philippine Statistics Authority (PSA), compile and generate data on diverse economic and social indicators through censuses, surveys, or administrative recording systems. Some of the major statistical agencies in the region are the following:

- Bangko Sentral ng Pilipinas (BSP)
- Bureau of Fire Protection (BFP)
- Bureau of Internal Revenue (BIR)
- Bureau of Local Government Finance (BLGF)

- Civil Aviation Authority of the Philippines (CAAP)
- Commission on Higher Education (CHED)
- Department of Agriculture (DA)
- Department of Budget and Management (DBM)
- Department of Education (DepEd)
- Department of Environment and Natural Resources (DENR)
- Department of Health (DOH)
- Department of the Interior and Local Government (DILG)
- Department of Labor and Employment (DOLE)
- Department of Public Works and Highways (DPWH)
- Department of Social Welfare and Development (DSWD)
- Department of Tourism (DOT)
- Land Transportation Franchising and Regulatory Board (LTFRB)
- Land Transportation Office (LTO)
- National Telecommunications Commission (NTC)
- National Economic and Development Authority (NEDA)
- National Commission on Indigenous Peoples (NCIP)
- Philippine National Police (PNP)
- Academe
- Private Institutions and
- Other major data producers in the region.

Situational Analysis:

Key Developments in 2018-2023

Conduct of Quarterly Regional Statistics Committee Meetings

PSA Resolution No. 05 Series of 2015, which introduced the Regional Statistical Committees (RSCs), was ratified by the PSA Board to establish RSCs across various regions. The primary objective is to steer and advise regional/local statistical development initiatives. Furthermore, these committees are designated as the principal policymaking entities concerning statistical affairs and as platforms for deliberating and resolving statistical concerns at the local level.

The RSC in Region V was instituted on June 23, 2015, and underwent reconstitution on July 26, 2017, as mandated by PSA Board Resolution No. 03, Series of 2017, authorized by the PSA Board on February 14, 2017. This resolution supersedes the provisions of PSA Resolution No. 05, Series of 2015.

The RSC holds responsibility for several key functions:

- Supervising the implementation of policy decisions by the PSA Board in the regions, along with the adoption of prescribed statistical methodologies and classification systems.

- Formulating statistical policies aimed at resolving local statistical issues and proposing feasible strategies for enhancing local-level statistics.
- Implementing measures to fortify the statistical capacity of the local statistical system, including its personnel.
- Escalating statistical matters unresolved at the local level to the PSA Board.
- Establishing interagency statistical working groups, as necessary, to address technical issues and oversee their activities.
- Overseeing the implementation and adoption of Core Regional Indicators (CoRe-Is) in the region.
- Providing guidance in the continuous enhancement and updating of CoRe-Is.
- Identifying additional indicators for CoRe-Is as necessary to monitor the region's development goals and targets.
- Referring to the PSA Board any issues regarding the compilation of CoRe-Is that cannot be resolved at the subnational level.

From 2018 to 2023, RSC V has successfully conducted the four (4) quarterly meetings every year, except in 2020, wherein it only convened for two (2) meetings because of the nationwide lockdowns and limited mobility among the members of the committee.

Priority Programs for 2023-2029

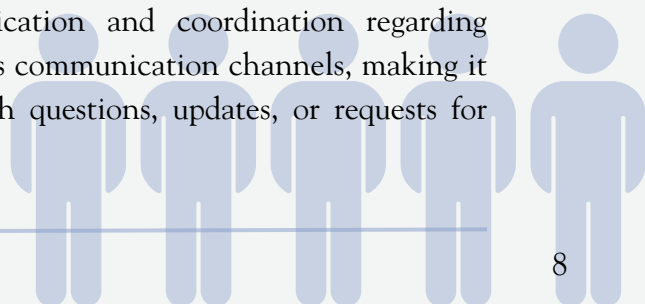
Sustain strong partnership between and among RSC members through the conduct of regular quarterly meetings

Regular meetings provide a structured platform for members to communicate and share information. This ensures that all stakeholders are updated on the latest developments, initiatives, and challenges in formulating decisions and programs in statistical matters. These meetings will also enable timely decision-making on critical statistical matters. Members can discuss and deliberate on important issues, identify priorities, and formulate strategies to address them. This proactive approach ensures that decisions are made in a timely manner, allowing for swift action when necessary.

Overall, the regular conduct of quarterly meetings within the RSC is essential for fostering a strong partnership among members, promoting collaboration and decision-making, aligning goals and objectives, adapting to changing needs, and ensuring accountability and transparency in regional statistical development efforts.

Designation of RSC Focal Person in Every RSC Agency Member

Designating an RSC Focal Person within each member-agency of the RSC offers several benefits that contribute to seamless communication and coordination regarding statistical concerns in the region. This streamlines communication channels, making it easier for other RSC members to reach out with questions, updates, or requests for collaboration.



The RSC Focal Person will serve as a conduit for sharing information both within their agency and with other RSC members. They can disseminate important updates, data, reports, and other relevant information efficiently, ensuring that all stakeholders are well-informed. Even when there is a change in management within an agency, the Focal Person role provides stability and ensures that important relationships and processes are maintained.

Focal Persons are accountable for representing their agency's interests within the RSC and ensuring that relevant information and decisions are communicated effectively.

Convening and Coordination of the Regional Community-Based Monitoring System Technical Committee

PSA-DILG Joint Memorandum Circular No. 2022-001 dated 11 May 2022, states that the existing RSCs shall serve as the CBMS Coordinating Boards for the CBMS operations at the regional level. During quarterly meetings, PSA RSSO V, being its secretariat, prepares the agenda, in coordination with the members. One of its agenda discussed every quarter is the updates for the Community-based Monitoring System (CBMS) activities in the region. Issues and concerns are raised during the meetings, while the inputs of the RSC V member-agencies serve as a resolution to these issues.

Quarterly Meetings of the Provincial Statistics Committee

In 2019, the first Provincial Statistics Committee was established in Camarines Norte and was followed shortly by the convening of the five remaining PSCs in the region, namely, Albay, Camarines Sur, Catanduanes, Masbate, and Sorsogon. The PSC allows for a more localized focus on statistical concerns and development initiatives specific to the province. While the RSC addresses regional-level statistical issues, the PSC can delve into matters that are more tailored to the unique characteristics, needs, and priorities of the province. Through its regular convenings, the provincial-level stakeholders, including local government units (LGUs), academic institutions, and civil society organizations, are ensured to have a dedicated platform to participate in statistical decision-making processes. This enhances representation and ensures that the diverse perspectives and interests of provincial stakeholders are taken into account.



B. Statistical Capacity Development

Human Resource Management

This chapter outlines the innovative strategies and initiatives implemented to enhance human resource and improve the statistical capacity within the Regional Statistical System (RSS).

One of the essential conditions for the RSS to achieve its goals relies on the availability of human resources capable of engaging in statistical work and contributing to the progressive development of statistics. While various factors influence RSS's capacity to oversee and coordinate governmental statistical services, it is the sustained capability of its statistical workforce that ultimately delivers the statistics necessary for effective governance and development.

Situational Analysis

Key Developments in 2018-2023

The Philippine Statistics Authority, together with the Philippine Statistical Research and Training Institute (PSRTI), conducted a complimentary training on Methods of Effective Data Presentation Using MS Excel to intensively promote the statistical research and training activities of the PSRTI. Effective data presentation in MS Excel revolves around transforming raw data into insightful visuals and narratives that resonate with the audience. This workshop is crucial for enhancing communication skills, increasing productivity, improving data interpretation, fostering professional development, enabling better decision-making, and aligning with organizational goals.

Training on Data Analysis and Basic Forecasting served as a comprehensive review, focusing particularly on fundamental aspects such as basic forecasting, data analysis techniques, and the practical applications of statistical data analysis within their respective roles. By reinforcing their understanding of basic forecasting, data analysis, and statistical applications, the training empowered employees to navigate complex data challenges with proficiency and contribute effectively to the organizations' success.

Priority Programs for 2023-2029

Continuous training and capacity building programs

A continuous training and capacity building program is a strategic initiative aimed at enhancing the skills, knowledge, and capabilities of individuals or teams within an organization. It is designed to ensure that employees are equipped with the necessary

competencies to meet the demands of their roles, and to effectively carry out their functions in the organization. This program cultivates a culture of learning and development, capacitates employees with the right statistical skills and knowledge, and contributes to organizational growth effectively.

Furthermore, the conduct of continuous training and capacity-building programs is essential for the organization to invest in their most valuable asset — their employees. Such initiatives are essential for enhancing individual and organizational capabilities and establishing a flexible workforce equipped to succeed and adapt in various fields of the organization.

Statistical Research and Development

The timely provision of accurate and relevant statistical information is crucial for both government, and private entities to address a diverse range of policy issues within a constantly evolving social, economic, and political landscape in the country, amid escalating global competitiveness. Despite its significance, ensuring the availability and accessibility of statistics remains an ongoing challenge within the RSS. Continuous collaborative efforts by the government as the primary source of data, and the private sector and general public as both users and data providers, are imperative to guarantee the compilation and generation of quality general-purpose statistics capable of addressing the data gaps within the economy and society.

Situational Analysis

Key Developments in 2018-2023

Basic Statistics Training/Workshop

Basic statistics training typically refers to a structured learning program designed to introduce individuals to fundamental concepts and techniques in statistics. It is designed for individuals who may have little to no prior knowledge of statistics, but need to develop a foundational understanding for various purposes, such as research or professional development. This type of training is aimed at providing participants with the knowledge and skills needed to understand, analyze, and interpret data effectively.

Statistical Development Programs/Activities:

1. The Training on Basic Statistics I focused on the basic terminologies and concepts in statistics. This training provided participants with a foundational understanding of statistical principles and techniques. It covered essential topics such as Introduction to Statistics, Collection of Data, Sampling and Sampling Techniques, Descriptive Statistics, Measures of Central Tendency, and Using Excel for Descriptive Statistics and Data Visualization.

Advance Statistics Training/ Workshop

Advanced statistics training builds upon the foundational concepts covered in basic statistics, and delves deeper into more complex and sophisticated methods of data analysis. It is typically aimed at individuals who already have a solid understanding of basic statistical concepts and are looking to enhance their expertise in specific areas of statistical analysis. This equips employees to make informed decisions based on data in a wide range of fields, from academia and research to industry and government.

Statistical Development Programs/Activities:

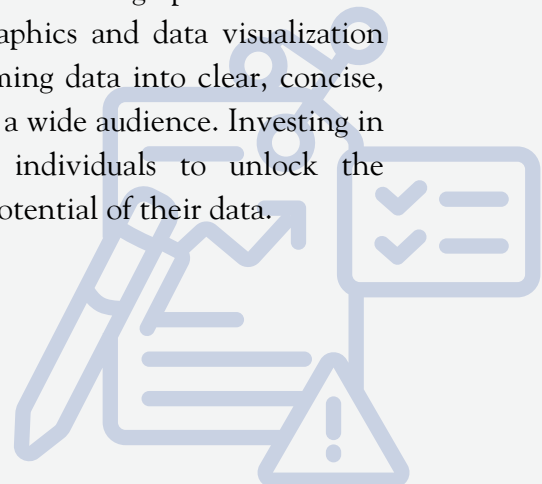
1. One of the objectives of the Training on Basic Statistics II and Advanced Statistical Analysis is to ignite RSC V's innate statistical skills. This training delved into topics such as Hypothesis Testing, Some Preliminaries on Time Series Analysis and Basic Forecasting, Basic Forecasting Techniques, Basic Concepts in Regression Analysis, and Introduction to Stata.

Infographics for Statistics/Data Presentation Techniques

Infographics for statistics and data presentation techniques involve the use of visual elements, such as charts, graphs, diagrams, and illustrations, to communicate complex information and data in a clear and concise manner. Effective use of design principles, visual elements, and storytelling techniques can enhance the impact and effectiveness of the infographic in conveying the intended message.

Statistical Development Programs/Activities:

1. The Basic Infographics Training: Creating Better Infographics was aimed at teaching participants from the Regional Statistics Committee V with the fundamental principles and techniques of creating effective infographics. The following topics were discussed during the training: Common Types of Data Visualization; Common Infographic Format; Creating Infographic Material; Infographic Design Elements; How to Design your Infographic; and Tools for Designing Infographic.
2. The Department of Education-Schools Division Office of Albay in partnership with PSA RSSO V conducted the Webinar on Basic Infographics and Data Visualization to students and teachers. Basic infographics and data visualization techniques both serve as powerful tools for transforming data into clear, concise, and engaging visuals that can be easily understood by a wide audience. Investing in training in this field enables organizations and individuals to unlock the capabilities of visual storytelling and unlock the full potential of their data.



3. The PSRTI conducted the Complimentary Training on Data Visualization Using Infographics for PSA personnel, RLAs, LGUs, and Academe. The PSRTI and PSA joined hands in addressing the capacity building needs of member-agencies of the RSCs in Bicol. This training enhanced the skills of participants in presenting statistical data effectively through interesting and catchy infographics. This also delved into the fundamentals of Data Visualization, covering topics such as selecting appropriate charts and helpful pointers for identifying and preventing cluttered visuals. This training aided participants in presenting statistics quickly, clearly, and effectively by equipping individuals with the necessary skills and knowledge.

Other Key Developments in 2018-2023:

- Kapit-Bisig Laban sa Kahirapan–Comprehensive and Integrated Delivery of Social Services (KALAHI-CIDSS) National Community-Driven Development Program (KC-NCDDP) M&E Tactic Session on Databases- this aims to Improve staff performance in terms of encoding, scanning, and uploading of means of verifications or MOVs of each Area Coordinating Team (ACT), both in the program implementation & Monitoring System (PIMS) & geo-tagging Web Application (GTWA) as reflected in the RPMO M&E Unit Status Report; have a better quality of accomplished and uploaded Community Empowerment Activity Cycle of CEAC Forms; familiarize with the Grievance Redress System, its handling procedure, and resolution; be acquainted with data management and analysis, including the encoded data's completeness, correctness, and accuracy, level off various issues and concerns identified as bottlenecks in the implementation of the Program; and familiarize with the computation of the various Key Performance Indicator or KPIs of the program.
- Monitoring on the conduct of Sustainability Evaluation of the Municipal Stakeholder Inspectorate Team to the Sub-Projects of KC NCDDP
- Data Collection on the following indicators for KC NCDDP Program Implementation:
 - a. Community representatives who attended BDRRMC meetings
 - b. Female household head BDRRMC member who attended the BDRRMC meeting
 - c. BDRRMC member in IP HH who attended BDRRMC meetings
 - d. Households benefitting from completed Sub-Project/s
 - e. Projects completed in accordance with technical plans, schedule, and budget
 - f. Projects that have satisfactory or better sustainability evaluation rating
 - g. Female participation in NCDDP paid labor during sub-project implementation
 - h. Female participation in NCDDP paid labor during sub-project implementation
 - i. Barangays with isolation units in accordance with health protocols

- j. Barangays with organized and trained Barangay Health Emergency Response Team (BHERT)
 - k. Barangay Local Government Unit trained in community-based emergency response and recovery
 - l. Municipalities with municipal poverty reduction plans prepared-in accordance with NCDDP participatory process
 - m. Municipalities with an increased membership of POs and CSOs in local development councils
 - n. Grievances registered related to the delivery of project benefits addressed or resolved
- Conduct of Situational Analysis Workshop to the following Sectors:
 - a. Children
 - b. Youth
 - c. Older Person
 - d. Person with Disability
 - e. Family & Community
 - f. Women and Gender & Development
 - Development of Bicol Regional Situational Analysis for Children
 - Development of Bicol Regional Plan of Action for Children
 - Availability/Presence of Pantawid Pamilya Information System (PPIS)
 - Presence of Early Childhood Care and Development (ECCD) Information shared through the ECCD-Information System Version 3

High-Priority Development Programs/Activities on Statistical Research and Development:

- Allocation of adequate budget for statistical and data gathering activities for each agency;
- Creation of new and/or additional statistical plantilla position for each agency.
- Conduct of Basic Statistics Training/Workshop, Advance Statistics Training/Workshop, and Infographics for Statistics/Data Presentation Techniques.

C. Statistical Information Management and Dissemination

Introduction

This chapter presents various strategies for efficiently managing and disseminating statistical information to promote its widespread utilization. It underscores the importance of enhancing users' comprehension and increasing the application of statistics and indicators in evidence-based policymaking and decision-making processes.

Effective management and dissemination of information play a pivotal role in integrating statistics into government policies, business strategies, and civil society initiatives, thereby facilitating the delivery of relevant and suitable programs and services to the public.

Information dissemination efforts should aim to reach a diverse audience and should not discriminate among users. However, certain information may require targeted dissemination to its primary stakeholders to optimize its utilization. Ultimately, the value of information lies in its capacity to be transformed into knowledge and fully utilized by its intended users.

Situational Analysis

Key Developments in 2018-2023

Annual publication of the Regional Social and Economic Trends

The Regional Social and Economic Trends (RSET) provides a compilation of time series statistical data concerning the economic and social landscape of the region. The data is disaggregated across various dimensions, offering valuable insights for strategic planning, policy formulation, program development, project planning, business investment decisions, research endeavors, and feasibility studies. PSA RSSO V continuously disseminates timely statistics through the annual publication of the RSET.

Establishment of statistical information centers/libraries at the Philippine Statistics Authority (PSA) regional and provincial offices in Bicol Region

Libraries containing publications prepared by PSA are situated inside the PSA RSSO V Building in Rawis, Legazpi City and PSA provincial offices. These libraries cater to the data needs of the researchers coming from the academe, government agencies, local government units, business establishments, and other stakeholders. For the years 2023-2029, these libraries are expected to continue its library services while continuously updating its publications.

Establishment of the PSA RSSO V website that serves as hub for relevant statistical information

The PSA RSSO V website will be continuously updated in terms of the quality and timely statistics available for public dissemination. Researchers can access the website for any statistical data queries. The website is updated frequently to serve the needs of the researchers.

Establishment of the official Facebook page of PSA RSSO V

The Facebook page of PSA RSSO V plays a crucial role in disseminating statistical information and providing updates on its products and services. Facebook is one of the largest social media platforms with a vast user base. Utilizing this platform allows PSA RSSO V to reach a wider audience, including stakeholders, policymakers, researchers, businesses, students, and the general public, thereby increasing the dissemination and accessibility of statistical information. Through its Facebook page, PSA RSSO V can provide real-time updates on statistical data releases, reports, publications, and other relevant information. This ensures that stakeholders are informed promptly about the latest developments, trends, and insights in the region's economic and social landscape.

Establishment of statistical exhibits showcasing statistical publications and other statistical information sheets

PSA RSSO V was able to display and maintain statistical exhibits showcasing statistical publications in its premises during pertinent months such as Civil Registration Month in February, Women's Month in March, and National Statistics Month in October. During its dissemination fora, several infographics are prepared either thru an exhibit or as a leaflet.

Data Enclave Facility at PSA RSSO V

The Data Enclave Center has been reinstated within the PSA RSSO V Library. As of 2023, available datasets on the data enclave are the following: ASE - Annual Survey of Establishments; ASPBI - Annual Survey of Philippine Business Industry; CPBI - Census of Philippine Business and Industry; SICT - Survey on Information and Communication Technology; OWS - Occupational Wages Survey; ISLE - Integrated Survey on Labor and Employment; and LTS - Labor Turnover Survey.

Conduct of data dissemination fora featuring relevant statistics

As part of its mandate to provide quality and relevant statistics, PSA RSSO V conducts regional data dissemination fora, with the presence of the regional line agencies local government units, academe, media, respondents, and the general public. Through its official Facebook page, PSA RSSO V livestreams its dissemination fora for its widest dissemination.

Other Key Developments in 2018-2023:

- *DSWD FO V Compendium of Statistics 2018-2022*
- *Conduct of DSWD Provincial Media Fora 2023*
- *Presence of Early Childhood Care and Development (ECCD) Information shared through the ECCD-Information System Version 3*
- *Presence of Harmonized Planning, Monitoring and Evaluation System (HPMES)*
- *DSWD FO 5 Programs and Services Monitoring Dashboard*

Priority Programs for 2023-2029

Observance of the National Statistics Month Celebration during the month of October

The National Statistics Month Celebration is conducted annually pursuant to Proclamation No. 647, s. 1990, “Declaring the Month of October of Every Year as the National Statistics Month”, issued on September 20, 1990 by then President Corazon C. Aquino. The NSM is observed nationwide where all regions conduct their respective activities which aims to promote, enhance and instill nationwide awareness and appreciation of the importance and value of statistics to the different sectors of the society, and elicit the cooperation and support of the general public in upgrading the quality and standards of statistics.

Adherence to Gender and Development (GAD) in terms of disaggregation of data

Gender and Development (GAD) endeavors to cater to the concerns, and perspectives of individuals, considering their gender identity, while also acknowledging the overlapping influences of age, ethnicity, socio-economic standing, and other facets of diversity. To aid this, PSA provides sex-disaggregated data to enable planners and policymakers to develop programs relative to gender-based issues, as well as socio-economic dilemmas in the region.

Conduct of training on data review and analysis

The Department of Agriculture, being the agency mandated to be responsible for the promotion of agricultural development by providing the policy framework, public investments, and support services needed for domestic and export-oriented business enterprises, is also concerned with the utilization of the data from PSA on agriculture. Having the training on data review and analysis will help them to efficiently use agriculture statistics in evidence-based decision makings.

Labor and Employment Education Services (LEES)

This aims to increase awareness on workers and employers’ rights and responsibilities, work ethics, values and skills to contribute in fostering a more cooperative labor-management relations and the attainment of decent and productive work.

Technical Training on establishing an information system

Information systems are helpful tools in data management. However, due to the limited number of human resources in the field of information technology, technical training on establishing an information system is needed and recommended.

Core Regional Indicators System

Core Regional Indicators (CoReIs) comprise essential indicators crucial for monitoring local development objectives anchored on the Sustainable Development Goals (SDGs), and the Regional Development Plan (RDP). These indicators are region-specific and offer a readily accessible set of statistics crucial for monitoring progress and gauging the rate of development. They facilitate development planning, implementation, and monitoring of local programs and projects aimed at achieving regional goals aligned with the Bicol RDP.

Mini National Convention on Statistics (NCS)

The triennial conduct of the NCS aims to provide a forum for exchanging ideas and experiences in the field of statistics and for discussing recent statistical developments and prevailing issues and problems of the PSS and elicit the cooperation and support of statisticians and professionals in related fields from the government, academe, and private sector towards a more responsive statistical system. To further widen its scope, PSA RSSO V aims to conduct a mini-NCS targeting statisticians, statistical practitioners, researchers, members of the academe, representatives from the media, and other partners from both the government and private sectors, and the international community, to gather and discuss important statistical issues, innovations, and future thrusts.

Library Services at PSA RSSO V

Due to the increasing demand in statistics which serve as evidence in crafting researches, theses and dissertations, as well as references of other private businesses in venturing or expanding businesses, the PSA RSSO V library is open to all researchers. Walk-in researchers as well as data received through mail or email are being catered by PSA.

Advocacy on the use of the Data Enclave Facility at PSA RSSO V

As the principal statistical agency of the Philippine government responsible for primary data gathering, the PSA is dedicated to providing superior data sharing and dissemination services to its clients and stakeholders. Consequently, the Data Enclave Center has been reinstated within the PSA Library and incorporated into the RSSOs within a secure environment. Advocacy programs are targeted to be accomplished from 2023-2024 by conducting dissemination activities to the RLAs, LGUs, and the academe.

Philippine Statistics Quiz (PSQ)

The PSQ was launched in 1992 by the National Statistics Office (now part of the PSA pursuant to RA No. 10625), the primary statistical arm of the government, and the PSAI. The quiz is the brainchild of then NSO Administrator Tomas P. Africa. From 1992 until 2013, the annual competition was a fruitful partnership between the NSO and the PSAI. The PSQ identifies and nurtures talents especially in the field of statistics. It contributes to the advocacy in the use of statistics for evidence-based decision making. Results of the contest can also provide indications of the effectiveness of the statistics component of mathematics as a subject of the secondary curriculum.

PSA Quiz Bee

Started in 2020, the PSA Quiz Bee serves as an information dissemination strategy of the PSA for its RSC members to be introduced and be familiar with the mandates and roles of PSA.

Other High-Priority Development Programs/Activities on Statistical Information Management and Dissemination:

- Preparation of Sectoral Accomplishment Report:
 - a.) Children
 - b.) Youth
 - c.) Older Person
 - d.) Person with Disability
 - e.) Family & Community
 - f.) Women and Gender & Development
- Presence of Harmonized Planning, Monitoring and Evaluation System (HPMES)
- DSWD FO 5 Programs and Services Monitoring Dashboard



Statistical Development Programs, 2023-2029

Statistical Development Programs/Activities	Outputs	Use/Users	Implementing Agency	Proposed date/year of implementation	Prioritization(High, Medium, Low)
(1)	(2)	(3)	(4)	(5)	(6)
1. Management and Coordination					
Sustain strong partnership between and among RSC through the conduct of regular quarterly meetings	Partnerships sustained	DA	PSA/NEDA	2024-2029	High
Conduct of Regular RSC Quarterly Meetings	Minutes of the meeting, attendance, resolutions, agreements	stakeholders, RSC members	PSA Bicol	Quarterly	High
Designation of RSC Focal Person in Every RSC Agency Member	EO of each RSC member agencies designation of RSC Focal Person	stakeholders, RSC members	RSC Member agencies	Quarterly	High
Collaboration with National and International Agencies	Participation and Partnerships with National and International Agencies	stakeholders, RSC members	RSC Member agencies	Quarterly	Medium
Conduct of quarterly RSC 5 meetings and participation to RSC 5 activities	four meetings per year	RSC members	NEDA 5 & PSA 5	2023-2029	High
Convening of the Regional Community-Based Monitoring System Technical Committee	Dissemination of CBMS-related activities, statistical results and solicitation of assistance from other agencies	RLAs & LGUs	PSA	Ongoing	High
Community-Based Monitoring System (CBMS)	Granular data from the grassroots	RLAs, LGU, Academe, Private Sector	PSA (lead), DILG, DICT	2023-2029	High
Quarterly Meeting of the Provincial Statistics Committee	Presentation of up-to-date statistics and venue to resolve issues and concerns on statistics at the provincial level	RLAs, LGUs, academe and private sector	PSA Provincial Offices and LGUs	Ongoing	High
Quarterly Meetings of the Regional Statistics Committee	Presentation of up-to-date statistics and venue to resolve issues and concerns on statistics at the regional level	RLAs, LGUs, academe and private sector	RSC (PSA as secretariat)	Ongoing	High
2. Statistical Capacity Development					
2.1 Human Resource Management					
Trainings on Data Mining and Data Analytics	Trained Personnel	Enhance skills of the personnel Users: University Personnel	SUC/CBSUA	Annually	Medium
Conduct training and capacity building of personnel involved in planning, data analysis, report preparation and administration	Capacitated staff on planning, data analysis, report preparation and administration	DA	PSA	2024-2029	Medium

Statistical Development Programs/Activities	Outputs	Use/Users	Implementing Agency	Proposed date/year of implementation	Prioritization(High, Medium, Low)
Harmonization of statistical tools	Statistical tools harmonized with agency requirements	DA	PSA, DA, LGU	2024-2029	Medium
Conduct data appreciation seminar	Seminar conducted	DA	PSA/NEDA	2024-2029	Medium
Free Trainings and Capacity Building Program	Free and government-funded training to capacitate RSC Member agencies	stakeholders and each agency	PSA, PSRTI, NEDA	Annually	Medium
Training on data forecasting for LGU (demography, growth, and etc)	Free and government-funded training to capacitate RSC Member agencies	stakeholders and each agency	PSA, PSRTI, NEDA	Annually	Medium
Training on Application of Statistical Tools to LGU Data	Free and government-funded training to capacitate RSC Member agencies	stakeholders and each agency	PSA, PSRTI, NEDA	Annually	Medium
Continuous training and capacity building program	Personnel are capacitated with the right statistical skills and knowledge	RLAs, LGUs, academe and private sector	PSA/PSRTI	Annually	High
2.2 Statistical Research and Development					
Development of R & D Information System	Developed Information System	Provide a system to faculty researchers, students and other partner R & D institution in submitting research data / information	SUC/CBSUA	Annually	Medium
Monitoring on the conduct of Sustainability Evaluation of the Municipal Stakeholder Inspectorate Team to the Sub-Projects of KC NCDDP	Number of completed KC-NCDDP projects that have satisfactory or better sustainability evaluation rating	KC-NCDDP M&Es, Policy Development and Planning Section	DSWD-KC NCDDP	2023 - 2024	Medium
Data Collection on the following indicators for KC NCDDP Program Implementation: a. Community representatives that attended BDRRMC Meetings b. Female household head BDRRMC member who attended the BDRRMC meeting	Program implementation was monitored and evaluated	KC-NCDDP M&Es, Policy Development and Planning Section	DSWD-KC NCDDP	2023 - 2024	Medium

Statistical Development Programs/Activities	Outputs	Use/Users	Implementing Agency	Proposed date/year of implementation	Prioritization(High, Medium, Low)
c. BDRMC member in IP HH who attended BDRMC meetings d. Households benefitting from completed Sub-Project/s e. Projects completed in accordance with technical plans, schedule, and budget f. Projects that have satisfactory or better sustainability evaluation rating g. Female participation in NCDDP paid labor during sub-project implementation h. Female participation in NCDDP paid labor during sub-project implementation i. Barangays with isolation units in accordance with health protocols j. Barangays with organized and trained Barangay Health Emergency Response Team (BHERT) k. Barangay Local Government Unit trained in community-based emergency response and recovery l. Municipalities with municipal poverty reduction plans prepared-in accordance with NCDDP participatory process m. Municipalities with an increased membership of POs and CSOs in local development councils n. Grievances registered related to the delivery of project benefits addressed or resolved					
Conduct of Situational Analysis Workshop to the following Sectors: a.) Children b.) Youth c.) Older Person d.) Person with Disability e.) Family & Community f.) Women and Gender & Development	Number of Situational Analysis Report prepared	All Social Protection Programs	DSWD - Protective Services Division	2025	Medium

Statistical Development Programs/Activities	Outputs	Use/Users	Implementing Agency	Proposed date/year of implementation	Prioritization(High, Medium, Low)
Development of Bicol Regional Situational Analysis for Children	Identify major problems and deprivations affecting the rights of the children based on the 4 clusters of rights per life stages in the life cycle approach.	Public National Government Agencies, Attached Agencies and Supervised Agencies, Other stakeholders, Local Government	RSCWC	2025	Medium
Development of Bicol Regional Plan of Action for Children	Regional Plan of Action for children prepared identify major problems and deprivation.	Public National Government Agencies, Attached Agencies and Supervised Agencies, Other stakeholders, Local Government	RSCWC	2025	Medium
Availability/ Presence of Pantawid Pamilya Information System (PPIS)	Number of data requests on Pantawid Pamilya Pilipino Program from internal and external stakeholders properly facilitated	DSWD Attached Agencies and Supervised Agencies (CWC, ICAB, JJWC, NCDA, NAPC, NCIP, PCUP, PCW, NYC, and NCSC) Other National Government Agencies (NEDA, PSA, PIDS, etc.) Researchers (Academe, Students, and Individual Researchers)	DSWD	2023 - 2029	Medium
Allocation of adequate budget for statistical and data gathering activities for each agencies	adequate fund allocation for statistical activities	agency	as need arises	2023-2029	High
Recommendation of more statistical plantilla position for each agency	created plantilla positions for statistical services	agency	as need arises	2023-2029	High
Basic Statistics Training/Workshop	Integrated information analysis for dissemination to stakeholders	RSC V Members	PSA/PSRTI	Annually	High
Advance Statistics Training/ Workshop	Integrated information analysis for dissemination to stakeholders	RSC V Members	PSA/PSRTI	Annually	High
Infographics for Statistics/Data Presentation Techniques	Integrated information analysis for dissemination to stakeholders	RSC V Members	PSA/PSRTI	Annually	High

Statistical Development Programs/Activities	Outputs	Use/Users	Implementing Agency	Proposed date/year of implementation	Prioritization(High, Medium, Low)
3. Statistical Information Management and Dissemination					
Observance of the National Statistics Month Celebration during the month of October	NSM celebrated	DA	DA, PSA	2023-2028	High
Adherence to Gender and Development (GAD) in terms of disaggregation of data	GAD data disaggregated	DA	DA, PSA	2024-2028	High
Conduct of training on data review and analysis	Capacitated staff on data review and analysis	DA	DA, PSA	2024-2028	High
Labor and Employment Education Services (LEES)- aims to increase awareness on workers and employers' rights and responsibilities, work ethics, values and skills to contribute in fostering a more cooperative labor-management relations and the attainment of decent and productive work.	workers, students and employers covered by LEES	Workers and Employers	DOLE RO 5	2023	High
Technical Training on establishing an information system	lack of Information Management Systems	stakeholders of each agency	PSA, PSRTI, NEDA, DICT	2024	High
DSWD FO V Annual Report Publication	Advocacy Material distributed to target recipients	NGALGUPublic	DSWD-Social Marketing Units	Annually	Medium
DSWD FO V Compendium of Statistics 2023-2029	Available comprehensive datasets which are valuable in the development and implementation of SP programs and services	Public	DSWD	2023-2029	Medium
Preparation of Sectoral Accomplishment Report: a.) Children b.) Youth c.) Older Person d.) Person with Disability e.) Family & Community f.) Women and Gender & Development	Monitoring of the Sectoral Plans	Public	DSWD- Protective Services Division	2023-2029	High

Statistical Development Programs/Activities	Outputs	Use/Users	Implementing Agency	Proposed date/year of implementation	Prioritization(High, Medium, Low)
Conduct of Provincial Media Fora 2023	Reinforce the existing good mutual relationship between DSWD and the media; Re-orient and update the media per province of DSWD's programs and services; Present accomplishment report and other pertinent information to media; Answer queries and clarifications regarding the programs and services of the Department, & Strengthen the support from the members of the press	Public	DSWD	2023-2029	Medium
Presence of Harmonized Planning, Monitoring and Evaluation System (HPMES)	Quarterly/Semestral/Annual Accomplishment Report of All Programs and Services of DSWD V Semestral Assessment Report of All Programs and Services of DSWD V Data dissemination of the Status report of DSWD V Programs and Services	M&E Focals Technical Staff	DSWD	2023-2029	High
DSWD FO 5 Programs and Services Monitoring Dashboard	Public Monitoring dashboard in the DSWD Field Office Portal	Public	DSWD	2023-2029	High
Core Regional Indicators (CoRel) System	quick monitoring and assessment of the socio-economic situation of the region	RLAs, LGUs, researchers, academe	PSA	Annually	High
Mini National Convention on Statistics (NCS)	Studies and researches on innovation, estimation procedure, statistical presentations were prepared and presented	RLAs, LGUs, researchers, academe	PSA	Annually	High
Library Services at PSA RSSO V	timely and relevant data used as reference in research and policymaking	RLAs, LGUs, researchers, academe	PSA	Ongoing	High
Advocacy on the use of the Data Enclave Facility at PSA RSSO V	timely and relevant data used as reference in research and policymaking	RLAs, LGUs, researchers, academe, general public	PSA	2024-2029	High
Annual observance of the National Statistics Month	Regional Calendar of NSM Activities' papers to advance statistical development	RSC Members, PSA, RLAs, and the general public	PSA	Annually	High
Philippine Statistical Quiz	Identifies and nurtures talents especially in the field of statistics. It contributes to the advocacy on the use of statistics for evidence-based decision making.	RLAs, academe	PSA	Annually	High
PSA Quiz Bee	Identifies and nurtures talents especially in the field of statistics. It contributes to the advocacy on the use of statistics for evidence-based decision making.	RSC Members	PSA	Annually	High

CHAPTER 3

Economic Statistics



Economic Statistics

Introduction

Economic Statistics serves as the backbone of modern economies, providing crucial insights into various aspects of economic activity, such as production, consumption, investment, employment, and prices. Governments, businesses, policymakers, researchers, and individuals rely on economic statistics to make informed decisions, monitor economic trends, formulate policies, and assess the overall health of the economy.

This chapter covers macroeconomic accounts, industry, trade, services, investment, agriculture and fisheries, energy, gas, water, transport and infrastructure, tourism, monetary, price and finance, science and technology and innovation. Economic statistics play a fundamental role in providing the empirical foundation for economic analysis, policy formulation, and decision-making at various levels. They serve as essential tools for understanding the complexities of economic systems and guiding efforts to promote economic growth, stability, and welfare.

Situational Analysis

Issues such as data inaccuracies, measurement errors, and inconsistencies in reporting can undermine the credibility of economic statistics and lead to incorrect conclusions.

Economic statistics often rely on data collected from various sources, including government surveys, administrative records, and private sector reports. Delays in data collection and publication can hinder timely analysis and decision-making, especially in rapidly changing economic environments.

Political pressures and agendas may influence the production and dissemination of economic statistics, leading to manipulation or suppression of data for political gain.

Economic data often contain sensitive information about individuals, businesses, and government entities. Protecting data privacy and confidentiality is crucial to maintain public trust and comply with legal and ethical standards.

Key Developments in 2018-2023

The following are the key developments in Bicol Region in the generation of statistics on economics from 2018 to 2023.

3.1 Macroeconomic Accounts

Publication of the RSET. RSET is a publication of local level statistics and presents annual time series data on various sectors of the region and its component provinces, cities, and municipalities. It also contains data that are disaggregated in different dimensions and includes a glossary of terms of official concepts and definitions for statistical purposes. Stakeholders use RSET in the formulation of their policies and programs.

GRDP Estimation. The GRDP measures the economic performance of a region through goods and services produced by all households and establishments domestically. The GRDP is subdivided into three major economic sectors: (1) Agriculture, Hunting, Forestry and Fishing (AHFF); (2) Industry; and (3) Services.

Provincial Product Accounts. The PPA aims to present a comprehensive picture of the provincial economies by providing a more appropriate measure and assessment of economic performance of a province/HUC.

3.2 Industry, Trade, Services and Investment

Conduct of Annual Survey of Philippine Business and Industry. The ASPBI is conducted yearly. This survey aims to provide planners and policy-makers in government, as well as the private sector, with information on the levels and structure of economic activities. It generates data on the number of establishments, employment, compensation, revenue, costs, fixed assets, capital expenditures, inventories, and value added by industry classification for easy reference by data users.

Quarterly Survey of Philippine Business and Industry. The QSPBI is a nationwide quarterly survey which aims to provide quarterly data on employment, compensation and revenue/sales for each of the identified leading (key) industry groups (3-digit PSIC code) and selected groups of industries (2/4/5-digit PSIC code) of the amended 1994 Philippine Standard Industrial Classification (PSIC).

Updating of the List of Establishments. This is conducted yearly. It aims to update the Statistical Business Register (SBR), a register of businesses in the country containing basic information about the establishments. The SBR also serves as the source of sampling frame for the census and surveys of establishments and enterprises. Data from the list of establishments are used by the government in the formulation of policies and implementation of programs in the country as well as by the private sector.

3.3 Agriculture, Livestock and Fisheries

2022 Census of Agriculture and Fisheries. The 2022 CAF is a large-scale government undertaking geared towards the collection and compilation of basic information on the agricultural and fishery sectors in the country. The data to be collected in this census will serve as important bases of policies, plans, and programs for the country's socio-economic development. The 2022 CAF is envisioned to determine the structural characteristics of agriculture and fishery sectors in the country; Provide sampling frames for the conduct of periodic agricultural and fishery surveys; Provide basic data on agriculture, aquaculture, and fishing characteristics for use in the government's national and local development planning; and Provide data on the agricultural, aquaculture and fishery facilities and services available in the barangay.

Updating of List of Aquaculture Farms. The Updating of the List of Aquaculture Farms (ULAF) is concerned of updating the sampling frame of the aquaculture subsector. The updated sampling frame will be used in the quarterly survey of aquaculture farms.

3.5 Transport and Infrastructure

Availability of regional and provincial data on modes of transportation and road length in the Regional Social and Economic Trends.

3.6 Tourism

Tourism Satellite Accounts. The TSA aims to capacitate PSA RSSOs in compiling tourism statistics and estimating subnational TSA; To assess data on subnational tourism and address data gaps; To advocate for tourism and other satellite accounts; To institutionalize provision of data requirements for the compilation of subnational TSA; and to develop a methodology (top-down or bottom-up approach) for estimating the subnational TSA.

3.7 Monetary, Price and Finance

Statement of Income and Expenditure of Local Governments. This presents data on the average income of provincial, city and municipal LGUs and their income classification. It also includes data on internal revenue collections of LGUs, and data pertaining to the annual statement of receipts and expenditures classified by level of government. The sources of data are the Bureau of Internal Revenue and the Bureau of Local Government Finance of the Department of Finance.



Retail Price Survey. RPS aims to conduct price survey of retail prices at various frequencies at pre-determined major trading centers throughout the country. Retail prices are important determinants of supply and demand levels. They influence decisions related to the type and volume of agricultural production activity and provide guidelines for policy formulation and executive action. Therefore, collection and compilation of retail prices deserve careful attention to be more meaningful to its intended users.

3.8 Science and Technology

Availability of Science and Technology and Innovation (STI) related data. Data on STI are mostly produced through the administrative based data reporting systems of DOST and its attached agencies. The PSA conducts some statistical surveys such as the Survey on Information and Communication Technology (SICT).

Priority Programs for 2023-2029

Gross Regional Domestic Product/ Gross Regional Domestic Expenditure

GRDP and GRDE are essential because they provide valuable insights into the economic vitality of specific regions. GRDP reveals the total value of goods and services produced within a region, giving policymakers, businesses, and investors a sense of the region's productivity. These data help inform resource allocation, policy formulation, and development planning tailored to the needs and potential of each region. By understanding both production and expenditure patterns, stakeholders can make informed decisions to foster economic growth, competitiveness, and sustainability at the regional level.

Provincial Product Accounts

As a tool that provides detailed economic data at the provincial/subregional level, these estimates aim to meet the increasing demand for detailed economic insights at the local level. By offering specific data for provinces or subregions, PPAs empower policymakers and stakeholders to make informed decisions regarding planning, resource allocation, and strategy formulation. This data-driven approach strengthens the capacity of subregional policymakers and other stakeholders to address local economic challenges effectively and capitalize on opportunities for growth.

Tourism Satellite Accounts

To meet the demand on granular data on Tourism Statistics, the Macroeconomic Accounts Service (MAS) of the Philippine Statistics Authority (PSA) initiated the compilation of regional tourism satellite accounts in pilot regions such as the Bicol Region. MAS and PSA regional offices collaborate with various entities such as PSA Provincial Offices and the Department of Tourism (DOT), and the provincial and city

tourism offices. This collaboration ensures that data collection will be comprehensive and accurate. PSA was able to generate estimates from 2019-2022 and will continue to update yearly. These estimates provide valuable insights into the tourism industry's contribution to the region's economy. Additionally, since the estimates will be updated yearly, they can track trends and changes in the tourism sector over time, allowing for better planning and decision-making.

Census of Philippine Business and Industry

It is one of the designated statistical activities undertaken which seeks to collect and generate information on the levels, structure, and trends of economic activities in the entire country.

Harmonization of statistical tools on agriculture

The harmonization of statistical tools in agriculture is essential for generating accurate, reliable, and comparable data that support evidence-based decision-making, promote transparency and accountability, facilitate market integration and trade, foster international cooperation, and ultimately contribute to the sustainable development of the agricultural sector and rural communities.

Conduct of Statistical Surveys

The following Statistical Surveys/Estimates must be conducted regularly as support for data needs of planners, policy maker, stakeholders in various sectors, and the general public:

- Updating List of Establishments (ULE)
- Quarterly Palay Production Survey/Corn Production Survey (PPS/CPS)
- Monthly Palay and Corn Situation Reporting System (MPCSRs)
- Quarterly Livestock and Poultry Survey
- Monthly Rice and Corn Stocks Survey (Commercial and Household)
- Quarterly Aquaculture Survey (QAqS)
- Quarterly Inland Fisheries Survey (QIFS)
- Crops Production Survey (CrPS)
- Conduct of monthly production surveys for key agriculture and fishery commodities
- Household Energy Consumption Survey (HECS)
- Consumer Expectation Survey (CES)
- Consumer Price Index (CPI)
- Household Survey on Domestic Visitors (HSDV)

Other High-Priority Development Programs:

- Publication of quarterly and annual Regional Economic Situationers (Prices, Labor and Employment, Agricultural Production, Mineral Production, Tourist Arrivals) in the NROV website, RDC V website, and NEDA V Facebook page
- Establishment of Business and Investment Centre
- Construction post-harvest facilities in island/upland barangays and rehabilitation/ improvement of the facilities in San Vicente
- Establishment of Veterinary Office
- Provision of farm implements and inputs
- Regional Census Coordination Board Technical Committee on Census on Agriculture and Fisheries
- Installation of Alternative Source of Electricity at City Hall Roof Deck and other city owned Public Buildings
- Regional Infrastructure Needs Assessment Survey
- Regional Infrastructure Project Risk Assessment
- Regional Infrastructure Project Evaluation Study
- Installation of LED street lights (green energy compliant) along the national, provincial, city and barangay roads and other road openings
- Establishment of a multi-Purpose building/garage intended for storage of the motor vehicles and heavy equipment machineries. Expansion of Motor pool facilities including water reservoir
- Established Buffer Zone along coastal area for open spaces in the Central Business district CBD and barangays
- Construction/Widening of permanent bridge structures and replacement of weak bridges based on the DPWH standards
- Tourism Market Product Survey
- Accommodation Capacity Survey
- Maintenance of Database Management System for Statistics
- Conduct of training on proper reporting and financial analysis of the Statement of Receipts and Expenditures (SRE) on the LIFT System for LGUs



Statistical Development Programs/Activities	Outputs	Use/Users	Implementing Agency	Proposed date/year of implementation	Prioritization
5. Economic Statistics					
5.1 Macroeconomic Accounts					
1.Naga City Product Accounts Estimates	Report on Naga's gross city product	Policymakers, researchers, students in Naga City	PSA Camarines Sur, in partnership with Naga City Statistics Committee	2025	Medium
2. Publication of quarterly and annual Regional Economic Situationers (Prices, Labor and Employment, Agricultural Production, Mineral Production, Tourist Arrivals) in the NROV website, RDC V website, and NEDA V Facebook page	Updated publication on pertinent statistics	Reference in evidence-based decisions and policies	NEDA V	2023-2029	High
3. Provincial Product Accounts	PPA 2020-2022 estimates	Address the increasing demand for local level statistics, and to strengthen the planning and decision making of subregional policymakers and other stakeholders	PSA V	Annually	High
4. Updating List of Establishments (ULE)	List of establishments/enterprises with information on their characteristics;	RLAs, LGU, Academe, Private Sector	PSA V	Annually	High
5. Gross Regional Domestic Product Estimates	Estimates of the region on three major industries including their sub industries are compiled and released annually	RLAs, LGU, Academe, Private Sector	PSA V	Annually	High
6. Gross Regional Domestic Expenditure Estimates	Expenditure of residents of the domestic territory plus their expenditures in other regions including the rest of the world	RLAs, LGU, Academe, Private Sector	PSA V	Annually	High
5.2 Industry, Trade, Services and Investment					
1.Business Name Registration	Data on the number BN registered serves as input to the Regional Social and Economic Trends in Region V (RSET)	End-to-end online business name registration; creation of the data analytics system thru the Microsoft Power BI	DTI V	2023-2029	Medium
2. Price Trend on Selected Basic Necessities and Prime Commodities	Issue being addressed: Profiteering of business establishments on basic necessities and prime commodities (BNPCs) sold especially after occurrence of calamity	Weekly monitoring of price and supply of BNPCs; encoding of price monitoring data through the ePresyo system	DTI V	2023-2029	Medium
3. Establishment of Business and Investment Centre	Business and Investment Center established	Business stakeholders, LGU, general public	BPLU	2024	High

Statistical Development Programs/Activities	Outputs	Use/Users	Implementing Agency	Proposed date/year of implementation	Prioritization
4. Improvement of Sweet Potato Processing Center at SMI	Sweet Potato Processing Center at SMI will be restored	The sweet potato which is a produce of SMI is a good variety, it is a livelihood to many of the residents of the island	Agriculture	2023	High
5. Construction of Cold Storage Facility in the Public Market	Provides avenue for procurement of the cold storage facility in the public market to warehouse their perishable goods/products in order to prolong the life span of their products	The cold storage facility will be useful in prolonging the life of the produce specially the perishable goodsThe identification of perishable goods store owners the general public	Economic Enterprises Management UnitCity Engineering Office	2023	High
6. Construction of mechanical lifter at the public market	Procurement of mechanical lifter for utilization at the public marketUpgrading of the facility at the public market	Lifting of heavy cargo/boxes and in crates at the city public marketStore owners	City Engineering OfficeEconomic Enterprises Management Unit	2023	High
5.3 Agriculture, Livestock and Fisheries					
1. Harmonization of statistical tools on agriculture	Statistical tools harmonized	Department of Agriculture	PSA, DA, LGU	2023-2029	High
2. Construction post-harvest facilities in island/upland barangays and rehabilitation/ improvement of the facilities in San Vicente	High Production and High Quality of Agricultural products due to sufficient facility	Farmers	City Agriculture Office CPDO Tabaco	2026-2028	High
3. Establishment of Veterinary Office	Improved services related to animal service/welfareAnimal welfare program	The welfare of animals and specially pets will be taken cared ofNumber of vaccines will be countedHousehold and other establishments engaged in animal care will be identified	City Agriculture Office CPDO Tabaco	2022-2026	High
4. Provision of farm implements and inputs	Increase production and increase yield in cropsMaintained and improved production	Identified which implements and input is neededDetermine the number of farmers that needs this farm implements and inputs	City Agriculture Office CPDO Tabaco	2022-2026	High
5. Regional Census Coordination Board Technical Committee on Census on Agriculture and Fisheries	Discussion on CAF-related issues	RLAs & LGUs	PSA V	2024-2025	High
6. Quarterly Palay Production Survey/Corn Production Survey (PPS/CPS)	Quarterly estimates on palay/corn production, area, yield and other production-related data in the region with provincial disaggregation	Direct inputs to the Value of Production in Philippine Agriculture and Fisheries and to the computation of GDP. It also supports the data needs of planners, policy decision makers, and other stakeholders in the agriculture sector, particularly (NEDA), (DA) and its attached agencies sus as PhilRice, Philippine Council for Agriculture and Fisheries, (PCAF) and the general public.	PSA V	Quarterly	High

Statistical Development Programs/Activities	Outputs	Use/Users	Implementing Agency	Proposed date/year of implementation	Prioritization
7. Monthly Palay and Corn Situation Reporting System (MPCSRs)	Monthly update on palay/corn production, area and yield based on standing crop in the region with provincial disaggregation.	Serve as inputs for policy making and programs on palay/rice and corn and helps in the assessment of rice/corn sufficiency level at the regional and provincial level.	PSA V	Monthly	High
8. Monthly Rice and Corn stocks Survey (Commercial and Household)	Generated rice and corn stocks inventories held by the commercial and household sector	Supports the data needs of planners, policy and decision makers, and other stakeholders in the agriculture sector particularly the NEDA, NFA and DA, and the general public.	PSA V	Monthly	High
9. Quarterly Livestock and Poultry Survey (Backyard and Commercial)	Quarterly estimates on production and inventory of livestock (carabao, cattle, swine, goat, and other animals) and poultry (chicken, duck, egg, and other poultry) at the regional and provincial level.	Direct inputs to the Value of Production in Philippine Agriculture and Fisheries and to the computation of GDP. It also supports the data needs of planners, policy decision makers, and other stakeholders in the agriculture sector, particularly (NEDA), (DA) and its attached agencies such as PhilRice, Philippine Council for Agriculture and Fisheries, (PCAF) and the general public.	PSA V	Quarterly	High
10. Quarterly Aquaculture Survey (QAqS)	Quarterly estimates on fishery production, area and yield by species at the regional, and provincial levels.	Statistics generated through the conduct of quarterly surveys serve as input to compilation of national accounts, estimation of value of production in agriculture and fisheries, policy making and program implementation, and program implementation, and researches and studies.	PSA V	Quarterly	High
11. Quarterly Inland Fisheries Survey (QIFS)	Quarterly estimates on volume and value of inland fisheries production by species at the regional, and provincial levels,	Statistics generated through the conduct of quarterly surveys serve as input to compilation of national accounts, estimation of value of production in agriculture and fisheries, policy making and program implementation, and program implementation, and researches and studies.	PSA V	Quarterly	High
12. Crops Production Survey	The quarterly survey generated basic production statistics for crops other than palay and corn at the regional, and provincial levels. Twenty major crops under the Other Crops sub-sector are highlighted in the Value of Production in Philippine Agriculture and Fisheries.	Data generated serve as inputs to the value of production in Philippine Agriculture and Fisheries and according to the preparation of the Gross Domestic Product (GDP). Moreover, the survey supports the data needs of planners, policy and decision makers, and other stakeholders in the agriculture sector	PSA V	Quarterly	High

Statistical Development Programs/Activities	Outputs	Use/Users	Implementing Agency	Proposed date/year of implementation	Prioritization
		particularly the National Economic and Development Authority (NEDA) Department of Agriculture (DA) and its attached agencies.			
13. Census of Agriculture and Fisheries (CAF)	Collection and compilation of basic information on the agricultural and fisheries sectors in the Philippines.	Provide basic data on the agriculture, aquaculture, and fishing characteristics for use in the government's national and local development planning, and provide data on the agricultural, and aquaculture, and fishery facilities and services available in the barangay.	PSA V	2023	High
14. Conduct of monthly production surveys for key agriculture and fishery commodities	Estimates of agriculture statistics	Serve as inputs in various statistical indicators such as the poverty statistics, CPI, national accounts and in the different programs of the Government	PSA V	Monthly	High
5.4 Energy, Gas, and Water					
1. Installation of Alternative Source of Electricity at City Hall Roof Deck and other city owned Public Buildings	The city could save on the current electricity bill and divert the saving to other prioritize needs of the city	General Public LGU	City Mayor's Office City Engineering Office CPDO Tabaco	2023-2026	High
2. Household Energy Consumption Survey	Provides, collects and updates data on household (residential) energy consumption patterns preferences and application, among others.	RLAs, LGUs, academe, private sector	PSA V	2024	High
5.5 Transport and Infrastructure					
1. Regional Infrastructure Needs Assessment Survey	Improved database of regional infrastructure needs and priorities.	Helps DPWH identify regional infrastructure gaps and prioritize projects. Beneficiaries include DPWH planners, policymakers, and the public.	DPWH V	1st quarter of 2024	High
2. Regionwide Data Integration and Sharing Platform	Integrated data platform with standardized data sharing protocols.	Enables data-driven decision-making, promotes collaboration between DPWH and other agencies. Beneficiaries include DPWH, other government departments, and researchers.	DPWH V	2nd to 3rd quarter of 2023	Medium
3. Regional Infrastructure Project Risk Assessment	Comprehensive risk assessment reports for ongoing and proposed infrastructure projects.	Reduces the likelihood of project delays and failures, ensuring better project outcomes. Beneficiaries include DPWH project managers and stakeholders.	DPWH V	1st quarter of 2024	High

Statistical Development Programs/Activities	Outputs	Use/Users	Implementing Agency	Proposed date/year of implementation	Prioritization
4. Regional Infrastructure Project Evaluation Study	Detailed evaluation reports on completed infrastructure projects.	Enables the DPWH to enhance project planning and implementation. Beneficiaries include DPWH project managers and the public.	DPWH V	4th quarter of 2023	High
5. Public Perception Surveys on Regional Infrastructure	Comprehensive survey results reflecting public perception and satisfaction with infrastructure projects.	Enables the DPWH to align projects with public needs and increase community satisfaction. Beneficiaries include DPWH planners and the general public.	DPWH V	3rd quarter of 2023	Medium
6. Use of Remote Sensing and Satellite Imagery	Improved geospatial data and imagery for infrastructure project monitoring and environmental assessments.	Improves project efficiency, reduces environmental impact, and ensures compliance with regulations. Beneficiaries include DPWH and environmental agencies.	DPWH V	1st quarter of 2024	Medium
7. Installation of LED street lights (green energy compliant) along the national, provincial, city and barangay roads and other road openings	Streets will be lighted particularly at night timeResidents and the general public will be safe and secured in their homesMinimize the occurrence of crime at night time	Identification of crimes committed at night time and to what area it is committed.Promote health among residents since they can now relax and have a good sleep at night hence, they will be more productive during the day time	City Engineering OfficeCPDO Tabaco	2026-2028	High
8. Establishment of multi-Purpose building/garage intended for storage of the motor vehicles and heavy equipment machineriesExpansion of Motor pool facilities including water reservoir	Motor vehicles and other heavy equipment will now have its own garage and storage	Number of Motor Vehicles and heavy equipment identifiedIdentify those that are currently usable or in running condition from those that are simply need to be in the storage area	City Engineering Office CDRRMO CPDO Tabaco	2024	High
9. Established Buffer Zone along coastal area for open spaces in the Central Business district CBD and barangays	Open Spaces provides protection to residents in a particular areaProvided an open space where people can enjoy conversing with one another or for social recreation such as amusement parkCan also serve as a dog or cat park where pets can go for a stroll and walk	Identifies the area for development into an open space in the CBD and Barangays	City Engineering Office CPDO Tabaco	2026-2028	High
10. Construction/ Widening of permanent bridge structures and replacement of weak bridges based on the DPWH standards	Constructed and widened bridges	General Public	City Engineering Office	2026-2028	High
11. Construction of multipurpose covered court buildings in every barangay	The Barangay will now have a place to gather and hold meetings and other activities	all 47 barangays of the city	Office of the City Engineering	2023	High

Statistical Development Programs/Activities	Outputs	Use/Users	Implementing Agency	Proposed date/year of implementation	Prioritization
12. Construction of Public Pay Parking Facility including procurement of lot	Minimized Illegal parking in any parts of the city Car owners will have some space of mind knowing that there is a safe parking space for the,Zero carnapping incident in the city	Car owners General public	City Engineering Office Mayor's Office City Treasurer's Office CPDO Tabaco	2023	High
13. Formulation of master plan for drainage	Minimized flooding in the flood prone areas of the city Drainage canals will be improved rehabilitated and well maintained Water system would be safe	Identifies the area flooding General public	CDRRMO CPDO Tabaco	2023	High
14. Augmented System for Travel Information Using GIS Technology (ASTIG Tech)	Database of turn-by-turn navigation system with fare matrix for the available transportation.	PSA V	PSA V	Annually	Medium
5.6 Tourism					
1. Tourism Capacity Building Activities (Basic and Advanced Tourism Statistics Training) ALMASOR and TRIPLE C Leg	Trained tourism officers and technical staffs in charge of collection of data Standardized collection of data using correct forms Better analysis of tourism statistics Fosters accountability and raises awareness for action	Tourism Officers, Planning Officers, Sangguniang Bayan Chair on Tourism of Local Government Units of Albay, Masbate, and Sorsogon	DOT Region 5	June 19-23, 2023	High
2. Tourism Market Product Survey	Conduct study to determine the overall tourism market landscape of the region, including but not limited to traveler flows, spending patterns, main destination markets Analyze the strengths and weaknesses of the region in comparison to adjacent regions and/or regions with similar products Identify market gaps Determine the region's target market/s Gain deeper insight into the region's existing and potential market's needs and preferences Recognize and address gaps and challenges Facilitate crafting of Marketing Plan for the region	DOT Region 5, Tourism Officers, Researchers, Travel and Tour Agencies, etc.	DOT Region 5	2025	High
3. Accommodation Capacity Survey	Database of the consensus of all Accommodation Establishments in Bicol Region with data on the following: -Number of Rooms -Number of Employees with gender aggregation -Demographic profile Aid for better tourism data analytics Basis for tourism market and economic analysis	The identified historical sites can therefore request funding assistance from the NHCThe CityTourist, Local and Abroad	Office of the City Tourism and Culture and the Arts	2023-2029	High

Statistical Development Programs/Activities	Outputs	Use/Users	Implementing Agency	Proposed date/year of implementation	Prioritization
4. Maintenance of Database Management System for Statistics	Real-time and efficient data gathering, banking and processing system Tool for better tourism statistics analytics Foster data and evidenced-based decision making	DOT Region 5, Tourism Officers and Technical Staff In-charge	DOT Region 5	Annually	High
5. Tourism Satellite Accounts	Tourism statistics presented and discussed, preliminary estimates of expenditure of tourists	RLAs, LGUs, academe private sector	PSA V	Annually	High
6. Household Survey on Domestic Visitors (HSDV)	Volume of domestic and international visitors, profile and travel characteristics of domestic and outbound visitors, travel patterns of the household members 15 years old and over, extent and economic contribution of domestic and international visitors in the country, indicators to measure the impact of COVID-19 pandemic in the tourism industry.	RLAs, LGUs, academe private sector	PSA V	Conducted every three (3) years (2025-2028)	High
Monetary, Price and Finance					
1.BSP Survey with Regional Inputs/Respondents Financial Inclusion Survey (FIS)- A nationally representative survey dedicated to collect financial inclusion data from users and non-users of financial products and services.	Generated demand-side data on financial inclusion that would enable the BSP to identify gaps, set priorities, monitor progress, and craft evidence-based financial inclusion policies; and it measure financial inclusion in the Philippines in terms of access (accessibility of financial service providers or FSPs), usage (uptake of financial products and services), and quality (consumer experience).	It complements available supply-side data to create a more holistic picture of financial inclusion in the country.	BSP V	Since 2015 (2021 was its 4th run)	Medium
2. Availability of Statistical Data on- Monetary, External and Financial Statistics- Banking Statistics- Non-Banking Statistics- PhilPaSS Statistics	For Banking Statistics, presented data on the number of offices of the financial system in Bicol Region, total deposits by type and financial institution, operating income, loan portfolio and combined resources of banking offices.	Various stakeholders (business sectors, LGUs, academe, etc.)	BSP V	Ongoing	Medium

Statistical Development Programs/Activities	Outputs	Use/Users	Implementing Agency	Proposed date/year of implementation	Prioritization
3. Consumer Expectation Survey (CES)	Consumers' assessment of their family income, financial situation, and the economic condition of the country	RLAs, LGU, Academe, Private Sector	PSA V, BSP V	Quarterly	High
4. Consumer Price Index	It is the average change in price over time of a market basket of consumer goods and services	RLAs, LGU, Academe, Private Sector	PSA	Monthly	High
5. Conduct of training on proper reporting and financial analysis of the Statement of Receipts and Expenditures (SRE) on the LIFT System for LGUs	Reliable financial data of the LGUs in the LIFT System	LGUs, NGAs, Academe, Private Institution	BLGF	Annually	High
5.8 Science & Technology and Innovation					
1. Conduct of Webinar on Data Analytics entitled "Estadistika ng Siyensya at Teknolohiya: Empowering MSMEs with Productivity Enhancement Data"	Provision of statistical tools in data analytics that will enhance the market agility of MSMEs thereby strengthening their innovation adoption.	MSMEs (SETUP Cooperators identified by the Regional Project Management Office / Provincial Science and Technology Office	Department of Science and Technology, Regional Office V.	October 2023	Medium
2. Upgrading of IT Facilities and Equipment for ETRACS	Improved working condition/ environment in the offices	Financial offices and the people of Tabaco	Information Technology Office CPDO Tabaco	2023	High
3. ETRACS Full Automation	Improved working condition/ environment in the offices	Financial offices and the people of Tabaco	City Treasurer's Office Business Permit and Licensing Unit Information Technology	2023	High
4. Computerization of Financial System	Improved working condition/ environment in the offices	Financial offices and the people of Tabaco Fast track office transaction in the financial offices	City Treasurer's Office	2023	High
5. Installation of CCTVs in strategic areas including Island Upland Barangay	Strengthen the safety and protection of roads and other public areas	People of Tabaco, Records the daily activity in the area where it is installed	City Mayor's Office Information Technology Office	2023	High

CHAPTER 4

Social Statistics



Social Statistics

Social statistics play a critical role in policy formulation and decision-making. It provides solid data on various aspects of society, such as demographics, economics, education, and healthcare. Relying on evidence-based insights from social statistics helps leaders create more effective policies to address societal needs and challenges. It serves as a guiding light to understand the complexities of society and find solutions that benefit the entire community.

This chapter focuses on the programs in the region concerning social statistics which specifically covers population and housing, civil registration and vital statistics, labor and employment, education and culture, health and nutrition, social protection, security, justice and peace, and governance.

Situational Analysis

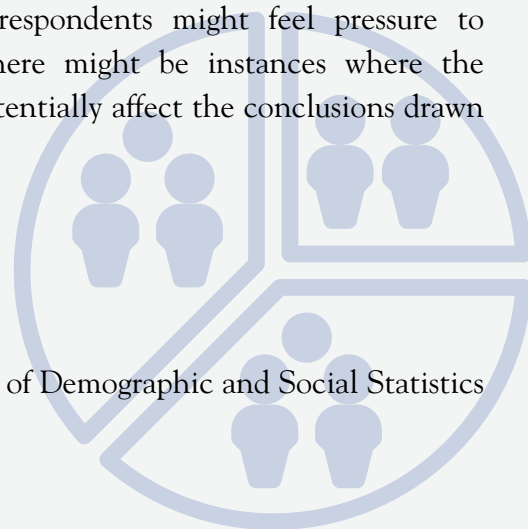
Access to demographic and social data is often limited and some of the available data lacks disaggregation. Furthermore, the period covered is constrained due to the significant cost associated with conducting a census on an annual basis.

Demographic and social data are often collected and stored by different organizations and agencies using varying formats, standards, and classifications, thereby posing difficulties in developing comprehensive databases or conducting cross-sectional analyses.

Data collection processes may be prone to errors, biases, or inconsistencies, leading to inaccuracies in statistical estimates. When respondents answer surveys or interviews about themselves, they might not provide complete and honest information. They might tailor their answers to align with perceived expectations, which can lead to erroneous information. This happens because respondents might feel pressure to conform with societal norms. Consequently, there might be instances where the information collected isn't accurate which can potentially affect the conclusions drawn from it.

Key Developments in 2018-2023

These are the key developments of the production of Demographic and Social Statistics for the years 2018-2023:



4.1 Population and Housing

Census of Population and Housing (CPH) 2020. The 2020 CPH is designed primarily to take an inventory of the total population and housing units in the Philippines. It also collects information about the demographic, social, economic, and cultural characteristics of the population and the structural characteristics and facilities of the housing units. The census of population is the source of data on the size, distribution, and composition of the population. The census of housing, on the other hand, provides information on the supply of housing units and other information on the structural characteristics and facilities that have bearing upon the maintenance of privacy and health and the development of normal family living conditions.

Republic Act No. 11315, otherwise known as the “Community-Based Monitoring System (CBMS) Act” was signed into law on 17 April 2019. CBMS is an organized technology-based system of collecting, processing, and validating necessary disaggregated data that may be used for local planning, program implementation, and impact monitoring while empowering communities to participate in the process. It involves generation of data at the local level which serves as a basis in targeting households for government programs geared towards poverty alleviation and economic development.

Republic Act No. 11055, otherwise known as the Philippine Identification System (PhilSys) Act, was enacted in August 2018. This process involves the collection of demographic and biometric information of citizens or resident aliens in the Philippines to the PhilSys. Subsequently, the collected information shall undergo deduplication and back-end validation to ensure the uniqueness of the identity of the applicant.

4.2 Civil Registration and Vital Statistics

Civil registration is the main source of vital statistics such as births, deaths, fetal deaths, and marriages which are significant inputs for monitoring the country's population growth.

This chapter focuses on the improvements of civil registration and vital statistics through the implementation of programs and activities, to wit: (1) conduct of Customer Satisfaction Survey (CSS) in the Civil Registry System (CRS) outlet; (2) conduct of mobile registration by the Local Civil Registry Office in cooperation with the PSA; (3) conduct of activities e.g., mass wedding, mobile registration with the local civil registry office, free issuance of security paper (SECPA) during Civil Registration Month celebration in February; (4) conduct of CRVS Trainings and Seminars, Information Dissemination and Advocacy Campaign thru Information and Education Campaign (IEC); and (5) implementation of the Batch Request System (BREQS), Decentralize Vital Statistics System (DVSS), Barangay Civil Registry System (BCRS), Philippines Civil Registry Information System (PhilCRIS), Analysis of Causes of National Deaths for Action (ANACONDA), and Issuance of Certificate for Registration of the Authority to Solemnize Marriage (CRASM).

4.3 Labor and Employment

Labor Force Survey (LFS). The LFS is a nationwide survey of households conducted regularly to gather data on the demographic and socio-economic characteristics of the population. It is primarily geared towards the estimation of the levels of employment in the country. The LFS aims to provide a quantitative framework for the preparation of plans and formulation of policies affecting the labor market.

Integrated Survey on Labor and Employment. The Integrated Survey on Labor and Employment (ISLE), formerly BLES Integrated Survey (BITS), is a nationwide survey of establishments employing at least 20 workers. Conducted simultaneously with Occupational Wages Survey (OWS), it consists of at least three modules covering topics on employment, conditions of work, and industrial relations. Subjects of inquiries include employment of specific groups of workers, occupational shortages and surpluses, training of workers, industrial relations practices (which vary every survey round), occupational safety and health practices, occupational injuries and diseases, and labor cost of employees.

Occupational Wages Survey. The OWS covered 16,057 formal establishments employing at least 20 workers nationwide of which wage rates of monitored occupations across selected industries were collected. Data on median basic pay and median allowance of time-rated workers on full-time basis were likewise gathered.

Survey on Overseas Filipinos (SOF). The SOF is a nationwide survey designed to gather information on Filipino citizens abroad, including overseas workers, who left the country for employment during the five years preceding the survey, that is, from October 2018 to September 2022. Data on their remittances, for example, were gathered using the past six months as a reference period. The SOF is conducted every year as a rider to the October round of the LFS.

4.4 Education and Culture

Functional Literacy, Education and Mass Media Survey (FLEMMS). The FLEMMS is a national survey that gathers information on the basic and functional literacy rates, and the educational skills qualifications of the population.



4.5 Health and Nutrition

National Demographic and Health Survey (NDHS). The NDHS is a nationally representative survey of 13,983 women aged 15-49 years. The primary objective of the NDHS is to provide up-to-date information on fertility levels; determinants of fertility; fertility preferences; infant and childhood mortality levels; awareness, approval, and use of family planning methods; breastfeeding practices; and maternal and child health. This information is intended to assist policy makers and program managers in evaluating and designing programs and strategies for improving health and family planning services in the country.

4.6 Social Protection

Family Income and Expenditures Survey. Provides data on family income and expenditure which include among others levels of consumption by item of expenditure as well sources of income in cash and in kind. Specifically discusses levels of living and disparities in income and spending patterns of families belonging to different income groups. Also includes related information such as number of family members employed for pay or profit (or as wage, salary, or own-account workers); occupation, age, and educational attainment of household head; and other housing characteristics.

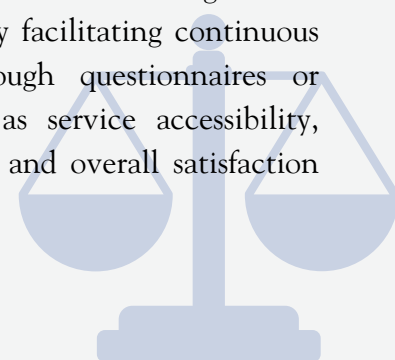
4.7 Security, Justice and Peace

Philippine Standard Classification of Crime for Statistical Purposes (PSCCS). The PSCCS is a comprehensive framework developed to systematically classify and categorize criminal offenses for statistical analysis and reporting purposes. This classification system serves as a standardized tool for collecting, organizing, and analyzing crime data across different law enforcement agencies and statistical entities in the Philippines.

4.8 Governance

The regular conduct of CSS within the Civil Registration Service (CRS) serves as a vital mechanism for assessing and enhancing the quality of services provided to the public. This feedback process allows the CRS to gauge the level of satisfaction among its clients regarding various civil registration services, processes, and interactions with frontline personnel.

By implementing CSS on a routine basis, the CRS aims to gather valuable insights into the needs, preferences, and concerns of its customers, thereby facilitating continuous improvement and optimization of service delivery. Through questionnaires or interviews, the survey captures feedback on factors such as service accessibility, timeliness, accuracy, clarity of information, courtesy of staff, and overall satisfaction with the registration process.



Priority Programs for 2023-2029:

The following are the priority statistical projects, activities, and programs to improve social statistics:

4.1 Population and Housing

1. Conduct of the 2024 Census of Population – Community-Based Monitoring System (POPCEN-CBMS)
2. Implementation, Monitoring, and Evaluation of the following programs by DSWD:
 - Pantawid Pamilyang Pilipino Program (4Ps)
 - Sustainable Livelihood Program (SLP)
 - Social Pension Program (SPP)

Other High-Priority Development Program / Activities for Population and Housing

- Residential and non-residential care sub-program
- Establishment of additional Resettlement Sites and upgrading of existing sites
- Land Banking

4.2 Civil Registration and Vital Statistics

1. Generation of Vital Statistics from the Civil Registration System such as birth, marriage, and death.
2. Continuous implementation of the civil registration and vital statistics activities by conducting information dissemination activities such as CRVS training and mobile registrations.

Other High-Priority Development Program / Activities for Population and Housing

- LCRO Computerization Program
- Publication of Statistical Data

4.3 Labor and Employment

1. Continuous conduct of the monthly conduct of the Labor Force Survey (LFS)
2. Conduct of the following programs by DOLE RO V:
 - Special Program for the Employment of Students (SPES)- is a program that aims to help poor and deserving students pursue their education and develop their intellectual capacities by providing income or augment their income through encouraging employment during summer and/or Christmas Vacation



- Public Employment Service- Community-based and maintained largely by local government units (LGUs) and a number of non-governmental organizations (NGOs) or community-based organizations (CBOs) and state universities and colleges (SUCs). To strengthen and expand the existing employment facilitation service machinery of the government particularly at the local levels there shall be established in all capital towns of provinces, key cities and other strategic areas.
- Jobstart Philippines Program- is an employment facilitation initiative of DOLE with funding support from the Government of Canada and technical assistance from the Asian Development Bank (ADB). The program seeks to assist young Filipinos start their careers and find meaningful paid employment.
- Trabaho, Negosyo at Kabuhayan (TNK)- Jobs Fair is an employment facilitation strategy aimed to fast-track the meeting of jobseekers and employers/overseas recruitment agencies in one venue at a specific date to reduce cost, time and effort particularly on the part of the applicants. This is open to all unemployed, skilled and unskilled workers, fresh college graduates, graduates of training institutions, displaced workers and employees seeking career advancement.
- National Skills Registry System (NSRS)- The PESO Employment Information System (PEIS) contains the profiles of all persons and employers registered under the National Skills Registration Program of the Department of Labor and Employment. It shows information on the qualifications and skills of the applicants as well as the job vacancies of registered employers. This registry is maintained and updated by all participating PESOs nationwide
- Career Guidance Advocacies- is one of the flagship programs being implemented by the Department as employment facilitation inter-mediation services for the youth to provide them relevant information that could guide them in making career choices.

Other High-Priority Development Program / Activities for Labor and Employment

- Dissemination of Labor Market Information Reports (LMIRs)
- Maintenance of the Management Information System (T2MIS)
- Proper Human Resource to Population Ratio

4.4 Education and Culture

1. Conduct of the 2024 FLEMMS by PSA

Other High-Priority Development Program / Activities for Education and Culture

- Educational Assistance Program
- Merit Based Scholarship Program



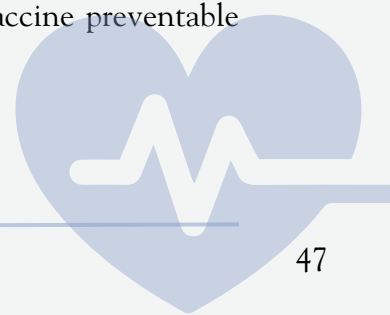
- Redesigning school buildings into a disaster resilient and child-friendly school building
- Comprehensive Assessment and Evaluation
- Mobile Library, Procure Steel racks for more visibility of books
- Computerization of City Library
- Provision of free lunch to indigent learners who live very far from schools
- Construction of Nutrition Office, Community Kitchen, in schools with water sanitation and hygiene facilities
- Technology in Child Development Program (Audio-Visual Learning Materials and Equipment)
- TESDA Courses, *Tabang sa Eskwelang Matibay* (Scholarships)
- Support to school reading component of ADM/FLO (including procurement of TV sets in reading rooms)
- Strict implementation of the Enhance Basic Education Act of 2013 focusing on "Compulsory for every parent/guardian to enroll such child in basic Education"
- Alternative Learning System
- Learning recovery programs of DepEd e.g. Bicol Brigada Pagbasa
- Enterprise-based training programs of TESDA

4.5 Health and Nutrition

1. Conduct of the NDHS by PSA
2. Implementation and conduct of the following programs and activities by DOH:
 - Health Facility Profiling (HFP)
 - LGU Health Scorecard
 - National Barangay Health Worker Registry System
 - Philippine Integrated Disease Surveillance and Response
 - Field Health Services Information System (FHSIS)
 - Local Investment Plan for Health (LIPH)
 - Universal Health Care - Local Health Systems Maturity Level (UHC - LHSML)
 - PMNP or the Kasapatan at ugnayan ng Mamamayan sa Akmang Pagkain at Nutrisyon

Other High-Priority Development Program / Activities for Health and Nutrition

- Medical assistance during Hospitalization/Emergency
- Construction/Rehabilitation of Upgraded and modernized health centers and hospitals
- Construction facilities intended for TB-DOTS including lot acquisition
- Construction and Extension of city cemetery at least one (1) in upland barangay and one (1) in San Miguel Island in compliance with DOH, DHSUD, DENR compliant including construction of crematorium
- Communicable diseases Prevention Program (TB CESU, vaccine preventable diseases)
- Non-Communicable Diseases prevention program
- Provision of Family Planning Commodities



- Feeding programs of DepEd (school-based) and DSWD (community-based)
- Include programs of PhilHealth e.g. NHIP, KonsulTa package
- Include statistical programs/programs of NNC e.g. first 1000 days, Operation Timbang Plus, and National Nutrition Survey
- Include programs of DA e.g., ALPAS, rice resiliency project, KADIWA

4.6 Social Protection

1. Conduct of the following programs by DOLE RO V:

- Government Internship Program (GIP)- is a component of the government's *Kabataan* 2000 project under Executive Order No. 139 series of 1993, which aimed to provide opportunities for young workers to serve the general public through the projects and services of government agencies and offices at both local and national level
- Labor Laws Compliance System- Refers to the integrated framework for voluntary compliance and enforcement of labor laws and social legislations issued pursuant to the rule making, visitorial and enforcement power of the DOLE Secretary. It is also designed to assist employers with their labor law compliance
- Single Entry Approach (SENA)- is an administrative approach to provide a speedy, impartial, inexpensive and accessible settlement procedure for all issues/complaints arising from employer-employee relations to prevent them from ripening into full-blown disputes. Under this approach, all labor and employment disputes shall undergo a 30-day mandatory conciliation-mediation process to effect settlement among the contending parties.
- Labor Standard Cases- Any violation of Labor Standards unearthed during the conduct of Inspection, Self-Assessment or any case arising therefrom shall be disposed of in accordance with Articles 128, 129, 162, and 165 of the Labor Code of the Philippines, as amended and its implementing rules and regulations
- Workers Organization Development Program (WODP)- is aimed at assisting trade unions to manage their affairs. It is a grant to qualified unions so they may be able to set up a library and resource center to be used by union members in their education activities. Scholarship grant for qualified union officers as the UP School of Labor and Industrial Relations and other educational institutions was also a component of the WODP
- Child Labor Prevention and Elimination Program- aims to identify child laborers in the barangay through profiling activities and help them withdraw through provision of appropriate interventions and referral to other agencies.
- DOLE Integrated Livelihood Program (DILP)- is aimed to ensure that it shall contribute to poverty reduction and reduce vulnerability to risks of the poor, vulnerable and marginalized workers through promotion of entrepreneurship and community enterprises
- Tulong Panghanapbuhay sa Ating Disadvantaged/Displaced Workers or (TUPAD)- is aimed to ensure that it shall contribute to poverty reduction and reduce vulnerability to risks of the poor, vulnerable, and marginalized workers through transitional emergency employment

Other High-Priority Development Program / Activities for Social Protection

- Construction of additional disaster resilient evacuation centers with complete facilities (fence, comfort room, kitchen, laundry including animals' evacuation center) and located within the hazard free area
- Youth Care and Responsible Sexual Behavior Education
- Aid to Individual in Crisis Situation (AICS)
- Case Management on trafficking, Abuse, Neglect and discrimination
- Comprehensive Program for Street Children, Street Families, CICL, IPs, and Badjaos
- Other programs of DSWD: 4Ps, SLP, cash-for-work program
- PhilSys

4.7 Security, Justice and Peace

1. Philippine Standard Classification of Crime for Statistical Purposes (PSCCS).

The 2018 PSCCS is patterned after the International Classification of Crime for Statistical Purposes (ICCS, v.1.0) developed by the United Nations Office on Drugs and Crime (UNODC), endorsed by the United Nations Statistical Commission (UNSC) as the standard international classification for crime statistics in March 2015. The 2018 PSCCS serves as a comprehensive framework for classifying criminal offenses in the country to facilitate analysis of crime, harmonize data across criminal justice institutions, and facilitate assessment of gaps between crimes reported to the police and those experienced by the victims.


Other High-Priority Development Program / Activities for Health and Nutrition

- Monitoring of the Average Congestion Rate in Jails region-wide
- Implementation of the Prosecution Case Management System (PCMS) in the National Prosecution Service (NPS)
- IP Legal Assistance
- Construction of Buildings for the Special Drug Education Center and Drug Treatment and Rehabilitation Center, Expansion of Youth Home
- Construction of Fire Sub Station at San Miguel Island and t San Antonio for Upland Barangays including purchase of Lot, fire trucks and other firefighting equipment
- Establishment/Construction of CPAC/PNP Sub Station at San Miguel Island, San Lorenzo, San Antonio, Cabagnan and San Carlos including lot
- Construction of Jail Administrative Office building including Water System facility and Kitchen Facility

4.8 Governance

1. Conduct of the following periodic censuses and surveys by PSA:

- 2024 Census of Population – Community-Based Monitoring System (POPCEN-CBMS)



- Census of Agriculture and Fisheries (CAF)
 - National Migration Survey (NMS)
 - Family Income and Expenditure Survey (FIES)
 - Survey on Overseas Filipinos (SOF)
 - Labor Force Survey (LFS)
 - Agricultural Wage Rate Survey (AWRS)
 - Integrated Survey on Labor and Employment (ISLE)
 - National Demographic and Health Survey (NDHS)
 - Global Adult Tobacco Survey (GATS)
2. Regular conduct of Customer Satisfaction Survey (CSS)
 3. Advocacy on PhilSys to encourage more registrants
 4. Improvement and enhancement of the Batch Request System (BREQS), Decentralize Vital Statistics System (DVSS), Barangay Civil Registry System (BCRS) Philippines Civil Registry Information System (PhilCRIS), Analysis of Causes of National Deaths for Action (ANACONDA), Issuance of Certificate for Registration of the Authority to Solemnize Marriage (CRASM), and the Decentralized Copy Annotation Process (DeCAP).

Other High-Priority Development Program / Activities for Governance

- Support to IPMR Selection
- Installation of additional Fire Hydrant including equipment installation of additional hydrant installation of 5 fire hydrant additional fire hydrant and portable pump
- Delineation of Boundaries according to Forest Land Use Plan (FLUP)

Statistical Development Programs, 2023-2029

Statistical Development Programs/Activities	Outputs	Use/Users	Implementing Agency	Proposed date/year of implementation	Prioritization(High, Medium, Low)
(1)	(2)	(3)	(4)	(5)	(6)
4. Social Statistics					
4.1 Population And Housing					
1. Implementation, Monitoring, and Evaluation of the Pantawid Pamilyang Pilipino Program (4Ps)	Number of Pantawid Pamilyang Pilipino Program	Internal Stakeholders:- Pantawid Pamilyang Pilipino Program (4Ps) Staff in the National, Regional, Provincial, and City/Municipal Offices - Other Offices/Divisions/Sections /Units of the DSWDExternal Stakeholders:Public and Private Organizations/Agencies (NGAs, CSOs, LGUs, NGOs, etc)	DSWD Pantawid Pamilyang Pilipino Program	2023	High
2. Implementation, Monitoring, and Evaluation of the Sustainable Livelihood Program (SLP)	No. of SLP Participants involved in microenterprise	SLP Participants	DSWD Sustainable Livelihood Program (SLP)	2023	High
3. Implementation of Social Pension Program a.) Conduct of validation of Poor Senior Citizensb.) Provision of Social Pension	Number of Indigent Senior Citizen provided with social pension	Indigent Senior Citizens	DSWD Social Pension Program	2023	High
4. Implementation of RESIDENTIAL and NON-RESIDENTIAL CARE SUB-PROGRAM RSCCRRCY Haven for Women and Girls	Number of Clients Served No. of Clients Rehabilitated	Residents and non-residents	DSWD	2023-2029	High
5. Establishment of additional Resettlement Sites and upgrading of existing sites (illumination, water system, CCTV and other amenities)	Upgraded facilitiesWiden coverage of resettled beneficiaries	populace	Information TechnologyURPAO	2022-2026	High
6. Land Banking	Availability of lot for government projectsProvision for the project intended for the said lot	The general public LGU	Office of the City Treasurer	2022-2026	High

Statistical Development Programs/Activities	Outputs	Use/Users	Implementing Agency	Proposed date/year of implementation	Prioritization(High, Medium, Low)
7. Survey on Overseas Filipinos	Obtain the national estimates on the number of overseas Filipinos including overseas workers, their socio-economic characteristics, and the amount and mode of remittances.	RLAs, LGU, Academe, Private Sector	PSA	Annually (every October Round of LFS)	High
8. Census of Population	Inventory of the population of the entire country	RLAs, LGU, Academe, Private Sector	PSA	2025	High
4.2 Civil Registration And Vital Statistics					
1. LCRO Computerization Program	Fast track of all documents	populace	Office of the Civil Registrar - LGUCPDO Tabaco	2022-2026	High
2. Publication of Statistical Data	Easy way to access statistical data whenever the need arises Beneficiaries targeted spot on	General populace Researchers/Students Academe Legislators	City Planning and Development Office (CPDO) Community Based Monitoring System Office (CBMS) CPDO Tabaco	2022-2026	High
3. National Synchronized CBMS Census 2024	Targeted those vulnerable sectors of the community	General Population	City Planning and Development Office (CPDO), Community Based Monitoring System Office (CBMS), Mayor's Office, CPDO Tabaco	2022-2026	High
4. Generation of Vital Statistics from the Civil Registration System	Generation of data on vital statistics such as birth, marriage and death in a given population using globally accepted standards	RLAs, LGU, Academe, Private Sector	PSA	Monthly	High
4.3 Labor And Employment					
1. Special Program for the Employment of Students (SPES)	No. of youth assisted	Students, employers	DOLE RO 5	2023	High
2. Public Employment Service	Qualified jobseeker referred for job placement	Jobseekers, employers, NGOs, NGAs, LGUs, BLGUs, State Universities and Colleges	DOLE RO 5	2023	High
3. Jobstart Philippines Program	Life Skills Training Enrollees	Workers, MSMEs	DOLE RO 5	2023	High
4. Trabaho, Negosyo at Kabuhayan (TNK)	jobs fair conducted	Employers, Entrepreneurs, NGOs, NGAs, Jobseekers	DOLE RO 5	2023	High
5. National Skills Registry System (NSRS)	LGUs trained/re-oriented on National Skills Registration Program (NSRP)	LGUs, PESOs, employers and workers registered under NSRS	DOLE RO 5	2023	High
6. Career Guidance Advocacies	1. Career guidance advocacies conducted 2. Students covered	Public and Private Educational Institutions, NGOs, GOCCs	DOLE RO 5	2023	High

Statistical Development Programs/Activities	Outputs	Use/Users	Implementing Agency	Proposed date/year of implementation	Prioritization(High, Medium, Low)
7. Dissemination of Labor Market Information Reports (LMIRs)	Dissemination of the Labor Market Information Reports (LMIRs) provides insights on current trends, issues and challenges.	Tech-Voc Providers, Employers, Other NGAs, Lawmakers, NGOs	TESDA	Annually	High
8. Maintenance of the Management Information System (T2MIS)	Established T2MIS to have a central database for easy retrieval of data and generation of different reports thereby reducing the time in generating the required monthly/annual performance reports. 2) Creation of Unique Learners Identifier (ULI) to facilitate verification of the programs availment of TESDA clients/beneficiaries.	Tech-Voc Providers, Employers, Other NGAs, NGOs	TESDA	Annually	High
9. Posting of Registered Programs, Accredited Assessment Centers and Accredited Competency Assessors in the TESDA website.	Uncomplicated access of stakeholders/clients for information on programs/qualifications in relation to trainings and competency assessment offered by TESDA.	Tech-Voc Providers, Employers, Other NGAs, NGOs	TESDA	Annually	Medium
10. Conduct of Survey on the Employability of TVET Graduates (SETG)	Output of the study shall provide feedback on the status of TVET graduates.	TVET Graduates	TESDA	2023-2029	Medium
11. Conduct of Employers Satisfaction Survey (ESS)	Output of the study provides information on the level of satisfaction of the employers on the competencies and performance of TVET graduates	Employers (Public office and private establishments)	TESDA	2023-2029	Medium
12. Proper Human Resource to Population Ratio	Distribution of employment can be determinedEmployment can be distributed to a particular field of expertise depending on the needs of the particular place	Public and Private Employers Govt Service Workers General Public	City Health Office/Unit Human Resource Department CDPO Tabaco	2022-2026	High
13. Quarterly and Monthly Labor Force Survey	Production and generation of pertinent data on employment	May pave the way for statistical analysis of partner agencies that may contribute during planning and policy-making among LGU's, CSO's and other interested parties.	PSA	Monthly	High

Statistical Development Programs/Activities	Outputs	Use/Users	Implementing Agency	Proposed date/year of implementation	Prioritization(High, Medium, Low)
4.4 Education And Culture					
1. Enhanced Basic Education Information System (EBEIS)	Masterlist of schools, status of submission of BEIS Reports, Performance Indicator, Summary of reports, status of request to revert BEIS Report Status	Regional Planning Officer, Division Planning Officers, Statistician, LIS coordinators	DepEd Central Office	annually	High
2. Learner Information System (LIS)	Data on early registration, enrolment quick count and status of LIS updating of SDOs	Regional Planning Officer, Division Planning Officers, Statistician, LIS coordinators	DepEd Central Office	annually	High
3. Program Management Information System (PMIS)	Percentage of WFP Completed, data on the number of approved AR/ATC requested, % of approved AR/ATC, and Physical and Financial Accomplishments of RO and SDOs	Chiefs and Unit/Section Heads of FSDs, Regional Planning Officer, Division Planning Officers, Program Owners	DepEd Central Office	annually	High
4. Educational Assistance Program	To assist IP students on their educational expenses (e.g. tuition fees, allowances, school uniform, etc)	IP students (primary, secondary & tertiary)	NCIP	ongoing	High
5. Merit Based Scholarship Program	To assist IP students on their educational expenses (e.g. tuition fees, allowances, school uniform, etc)	IP students (primary, secondary & tertiary)	NCIP	ongoing	High
6. Redesigning school buildings into a disaster resilient and child-friendly school building	Safe and child-friendly school buildingsSchool children will certainly perform well in school academics knowing that they are safeimproved school physical facilities	Elementary, Junior and Senior High SchoolChildren in School	DepEd Mayor's OfficeCity Engineering OfficeCPDO Tabaco	2022-2026	High
7. Comprehensive Assessment and Evaluation	Once competency has been determined proper or adequate solution will be applied	Elementary, Junior and Senior High SchoolChildren in School	Deped-Tabaco City DivisionOffice of the City Mayor	2022-2026	High
8. Mobile Library, Procure Steel racks for more visibility of books	More students would entice to go to the libraryOnce they see that there are books in the library for them to browse and read on.	Upland and Island Barangays and SchoolsAll elementary, Junior and Senior high schoolsAll pre schoolers	Office of the City MayorDepEdCPDO Tabaco	2022-2026	High
9. Computerization of City Library	To facilitate record keeping Increase services and enhance staff efficiency	Accessibility for all students and researchersThe services will benefit Schools/students/researchers/academe	City LibraryCPDO Tabaco	2022-2026	High
10. Provision of free lunch to indigent learners who live very far from schools	Improve attendance in school of students who live very far from school	Students living in the far-flung areas	Mayor's Office, DepEd, CPDO Tabaco	2022-2026	High

Statistical Development Programs/Activities	Outputs	Use/Users	Implementing Agency	Proposed date/year of implementation	Prioritization(High, Medium, Low)
11. Construction of Nutrition Office, Community Kitchen, in schools with water sanitation and hygiene facilities	Provision for the need for potable waterWater Born disease will be minimizedCleanliness will be maintained	Determine the number of schools without water sanitation and hygiene facilities and prioritize them	Nutrition OfficeOffice of the City EngineerCPDO Tabaco	2022-2026	High
12. Technology in Child Development Program (Audio-Visual Learning Materials and Equipment)	It will boost the confidence of children; they will be enticed to learn moreLearners will learn more especially if there are more learning materials	Students and learners in generalTeachers as well	Office of the City MayorDepEdCPDO Tabaco	2022-2026	High
13. Tesda Courses, Tabang sa Eskwelang Matibay (Scholarships)	Developed acquired skills through TESDA Courses	Determine the number of students with special skills which can be enhanced by means of encouraging them to take TESDA Courses	Office of the City MayorDepEdTESDACPD O Tabaco	2022-2026	High
14. Support to school reading component of ADM/FLO (including procurement of TV sets in reading rooms) (1,250,000.00) Reproduction of Marungko and Fuller remedial Learning Materials (300,000.00) Mothers as reading Tutors 9MRTs) (300,000.00)	Coordination within the SDO on the needed materials are made available Likewise coordination with the Women's Council regarding the reading program	Determine the kind of reading materials needed Targeted the number of learners with reading disability	Office of the City Mayor DepEd CPDO Tabaco	2022-2026	High
15. Strict implementation of the Enhance Basic Education Act of 2013 focusing on "Compulsory for every parent/guardian to enroll such child in basic Education"	Increase in the enrollment of students/pupils in very schoolparents would be reminded of their obligation to children that basic education is compulsory	Number of children enrolled in basic education Number of classrooms provided for	Office of the City Mayor DepEd CPDO Tabaco	2022-2026	High
16. Functional Literacy, Education, and Mass Media Survey (FLEMMS)	Functional literacy statistics of the population 10 years old and over	Data support in the monitoring of SDG indicators under Goal 4 - Ensure inclusive and equitable quality education and promote lifelong learning opportunities for all	PSA	Every 5 years (2027)	High
4.5 Health And Nutrition					
1. Medical assistance during Hospitalization/Emergency	To provide medical attention to IP beneficiaries (e.g. to treat illnesses and assist in medical expenses)	IP Patients	NCIP	ongoing	High
2. Construction/ Rehabilitation of Upgraded and modernized health centers and hospitals	More people would benefit from these hospitalsHealth would now become affordable	General public particularly the elderly, the young and vulnerable sectors of the community	City Health Unit City Engineering Office CPDO Tabaco	2022-2026	High
3. Construction facilities intended for TB-DOTS including lot acquisition	Proper implementation of the non-communicable diseases prevention program	General public. The vulnerable sectors of the city	City Health Unit(CHU) CPDO tabaco	2022-2026	High

Statistical Development Programs/Activities	Outputs	Use/Users	Implementing Agency	Proposed date/year of implementation	Prioritization(High, Medium, Low)
	Immediate solution would be provided once the contaminated are identified				
4. Construction and Extension of city cemetery at least one (1) in upland barangay and one (1) in San Miguel Island in compliance with DOH, DHSUD, DENR compliant including construction of crematorium	The City Cemetery is over populated the construction or extension of the city will de-clog the area and those that are in the island and upland barangays will not be burden with the expenses of the transport of the cadaver to the mainland city	General population	City Tourism Office CPDO Tabaco	2022-2026	High
5. Communicable diseases Prevention Program (TB CESU, vaccine preventable diseases)	Contamination and exposure of the public to the disease will be addressed The public will be warned of the effects and danger exposure	Those afflicted with disease can be treated properly without being exposed hence both afflicted and non-afflicted cannot be exposed to possible infection	Office of the City Health Officer	2022-2026	High
6. Non-Communicable Diseases prevention program	Free consultation Program Campaign against smoking specially in public places	The general public the vulnerable sectors of the society	Office of the City Health Unit	2022-2026	High
7. Provision of Family Planning Commodities	Complete distribution of family planning commodities to families Information dissemination regarding the benefit of family planning	Indigent families Number of indigent families with large number of family members Identifies newly married couples willing to have a family planning	City Health Office/Unit CPDO Tabaco	2022-2026	High
8. Integrated Chronic Non-Communicable Disease Registry System (ICNCDRS)	Improvement in the data distribution category by age-group, gender & type of disease per provincial/municipal	Basis for provision of Tas PPMS And End-Users	DOH PHO / City Coordinators	Q1 to Q4 meetings	Medium
9. Integrated Tuberculosis Information System (ITIS)	ITIS is the only Info System being used by Health facilities in Bicol	All will benefit including patients	DOH	ongoing since 2016	
10. Health Facility Profiling (HFP)	It provides information and statistical data relevant for future plan and intervention of the Department Of health to address the needs and demands of the health facilities when it comes to equipment, infrastructure, manpower, service capability, licensing etc	Basis for Funding support, Technical Assistance, Researches and Policy	Department of Health	Annually (started FY 2021)	High
11. LGU Health Scorecard	It may be used as a reference document and data on assessing the province-wide and city-wide health system's operational capacity and health profile in support of the implementation on R.A. No. 11223 or Universal Health Care	CHDs and LGUs tracking progress and establish evidence on how the UHC strategy has contributed in attaining the goals that the health sector has set in terms of the responsiveness of the health, system, equitable, financing, and equity.	Department of Health	Annually	High

Statistical Development Programs/Activities	Outputs	Use/Users	Implementing Agency	Proposed date/year of implementation	Prioritization(High, Medium, Low)
12. National Barangay Health Worker Registry System	list down BMWs who have undergone basic training programs under any accredited government or non-government organization and who voluntarily render primary health care services in the community after having been accredited to function as such by the local health boarding accordance with the guidelines promulgated by the Department of Health	Registered and accredited BHWs were entitled to benefits and incentives like the Performance Based Incentive	LGU/DOH	Annually	Low
13. Philippine Integrated Disease Surveillance and Response	Prepares ESR ReportProvides weekly PIDS reports, Dengue Update, COVID-19 Surveillance report to Program Managers and PDHO and PESU	LGUProgram ManagersCommunity	DOH	Year round	High
14. Neglected Tropical Disease and Management Information System in School	To provide access to school clinics in Public	DOH	DOH	Continuing / Year-round	Medium
15. Field Health Services Information System (FHSIS)	provides updated quarterly FHSIS reports to program Managers and other Stakeholders	Program Mangers of DOHNGO and NGAsGen. Public	DOH	Continuing / Year-round	High
16. Local Investment Plan for Health (LIPH)	To facilitate the generation of data, outputs and analyses of LIPHs and AOPs and to support the processes of LIPH and AOP such as review, feedback, and appraisal through easy consolidation of health plans	Basis for funding support (SHF) and technical assistance to PPAs of LGUs	DOH/LGU	Annually	High
17. Universal Health Care - Local Health Systems Maturity Level (UHC - LHSMML)	The system aims to facilitate the collection, consolidation and analysis of information on the progress of implementing the integration of local health systems into P/CWHS in the UHC IS	Department of Health & the UHC Integration Sites	DOH	Annually	High
18. National Demographic and Health Survey (NDHS)	Fertility, fertility preferences, family planning practices, childhood mortality, maternal and child health, nutrition, knowledge and attitudes regarding HIV/AIDS, violence against women, child discipline, early childhood development, and other health issues.	Basis for policy-making, program planning of population and health programs	PSA, DOH	Every 5 years (2027)	High
4.6 Social Protection					
1. Government Internship Program (GIP)	Beneficiaries assisted	High School, technical-vocational, or college graduates with no work	DOLE RO 5	2023	High

Statistical Development Programs/Activities	Outputs	Use/Users	Implementing Agency	Proposed date/year of implementation	Prioritization(High, Medium, Low)
4.6 Social Protection					
		experience. Employers from all sectors, NGOs, NGAs, Local and Barangay Government Units			
1. Government Internship Program (GIP)	Beneficiaries assisted	High School, technical-vocational, or college graduates with no work experience. Employers from all sectors, NGOs, NGAs, Local and Barangay Government Units	DOLE RO 5	2023	High
2. Labor Laws Compliance System	establishments inspected	Employers, Employees, DOLE Management	DOLE RO 5	2023	High
3. Single Entry Approach (SENA)	Settlement rate within PCT	Workers, Employers	DOLE RO 5	2023	High
4. Labor Standard Cases	Disposition Rate within PCT	Workers, Employers	DOLE RO 5	2023	High
5. Workers Organization Development Program (WODP)	1. Unions and workers organizations provided with training grants 2. Individuals provided with scholarship grants	Workers, Employers	DOLE RO 5	2023	High
6. Child Labor Prevention and Elimination Program	1. Child laborers monitored 2. Parents of child laborers assisted and provided with livelihood assistance	Child laborers and their families, NGAs	DOLE RO 5	2023	High
7. DOLE Integrated Livelihood Program (DILP)	Beneficiaries assisted (individual and group) provided with livelihood assistance	Vulnerable workers, seasonal workers, entrepreneurs, RWAs, cooperatives, associations	DOLE RO 5	2023	High
8. Tulong Panghanapbuhay sa Ating Disadvantaged/Displaced Workers or (TUPAD)	Beneficiaries provided with	Vulnerable workers, NGOs, LGUs, BLGUs, PGs	DOLE RO 5	2023	High
9. Construction of additional disaster resilient evacuation centers with complete facilities (fence, comfort room, kitchen, laundry including animals' evacuation center) and located within the hazard free area	All evacuees will be accommodated and will be in a safe place in times of or during calamities Children and student will continue and will be disrupted in their schooling even during calamities	Evacuees for a particular disaster and animals	Office of the City Disaster Risk Reduction and Management Officer	2022-2026	High
10. Youth Care	Additional Personnel for Career Counseling will be provided Barangays with highest teen pregnancies will be evaluated and studied	Youth Sector will be educated as to the effect of early childhood pregnancy	City Social Welfare and Development	2022-2026	High
11. Aid to Individual in Crisis Situation (AICS)	Improved and better life for all It will enable them to meet their basic needs in	Determine the number of those individuals or families who are indigent, vulnerable, disadvantaged or are otherwise in crisis	City Social Welfare and Development Office CPDO tabaco	2022-2026	High

Statistical Development Programs/Activities	Outputs	Use/Users	Implementing Agency	Proposed date/year of implementation	Prioritization(High, Medium, Low)
	the form of food transportation, medical, educational, and burial assistance	situation based on the assessment of the Social Worker			
12. Case Management on trafficking, Abuse, Neglect and discrimination	Enhanced quality of protective services extended to the victims of trafficking, abuse, neglect and discrimination	Identification of and profiling the victims is one way of coming up with a comprehensive database of the victims Timely and adequate intervention will be provided and would be able to address this problem properly. Social Workers and Victims of trafficking, Abuse, Neglect and Discrimination	City Social Welfare and Development Office GADC PDO Tabaco	2022-2026	High
13. Comprehensive Program for Street Children, Street Families, CICL, Ips, and Badjaos	Street Families will be upliftedThe presence of an IP Center which will take charge of the concerns of the Ips	Identification of street children, Street families, CICL, Ips and BadjaosSocial Workers	City Social Welfare and development Office	2022-2026	High
14. Responsible Sexual Behavior Education	Strengthen responsible sexual behavior among teens	Teenagers, Parents, Community, Social Workers	City Social Welfare and Development Office , CPDO tabaco	2022-2026	High
4.7 Security, Justice And Peace					
1. Average Congestion Rate in Jails region-wide	Continuous implementation of paralegal program, GCTA Law Implementation, processing of Early Release Program and Construction of Improvement of Jail Facilities	NGAs, LGUs, lawmakers, NGOs	BJMP	2023-2029	High
2. Implementation of the Prosecution Case Management System (PCMS) in the National Prosecution Service (NPS)	Appraisal of Prosecutor Performance: Automated Case Management: generation of accurate and timely reports	National Prosecution Service, the general public, and law enforcement agencies	DOJ	2023	High
3. IP Legal Assistance	To provide legal assistance to IP in terms of legal advice, counseling and representation	IP Beneficiaries	NCIP	ongoing	High
4. Construction of Buildings for the Special Drug Education Center and Drug Treatment and Rehabilitation Center, Expansion of Youth Home	Special Drug Education Center and Drug Treatment and Rehabilitation center will be established Up-grade and modernized medical facilities in the city is present	Drug Dependent personalities Medical Professionals The general Public	Office of the City Engineer PNP CSWD CPDO Tabaco	2022-2026	High
5. Construction of Fire Sub Station at San Miguel Island and San Antonio for Upland Barangays including purchase of Lot, fire trucks and other firefighting equipment	Established Fire Station in the Island and upland Barangays. Upgraded Fire Station established in the Island and upland Barangay	All residents of the island and upland barangays	City Engineering Office, BFP, CDRRMO, CPDO Tabaco	2022-2026	High

Statistical Development Programs/Activities	Outputs	Use/Users	Implementing Agency	Proposed date/year of implementation	Prioritization(High , Medium, Low)
6. Establishment/ Construction of CPAC/PNP Sub Station at San Miguel Island, San Lorenzo, San Antonio, Cabagnan and San Carlos including lot acquisition	Established CPAC/PNP Sub Stations in this areas will provide an access for people and residents to report crimes to the authorities; The presence of these stations in the area will serve as a deterrent for the commission of crimes.	All residents of the barangays and the general public.	City Engineering Office, PNP, CPDO Tabaco	2022-2026	High
7. Construction of Jail Administrative Office building including Water System facility and Kitchen Facility	Proper administration will be in place and sanitation well maintained congestion will be avoided.	BJMP, PDLs and their families	City Engineering Office, BJMP, CPDO Tabaco	2022-2026	High
8. Philippine Standard Classification of Crime for Statistical Purposes (PSCCS)	Harmonize data across criminal justice institutions, and facilitate assessment of gaps between crimes reported to the police and those experienced by the victims.	PSA, general public	PSA	2023-2029	High
4.8 Governance					
1. Support to IPMR Selection	To provide technical support to IPMR selections	IP communities	NCIP	ongoing	High
2. Installation of additional Fire Hydrant including equipment installation of additional hydrant installation of 5 fire hydrant additional fire hydrant and portable pump	The forty 47 barangays will now be completed with hydrants, cisterns. The city would be safe from or fire occurrences would be limited. Time respond would be minimize as fire hydrants are present in each barangay	Firemen from both public and private agencies LGU Other volunteer groups on fire The public	CDRRMO BFP	2022-2026	High
3. Delineation of Boundaries according to Forest Land Use Plan (FLUP)	defined boundaries	CPDO Tabaco	City Planning and Development Office City Environment and Natural Resources	2022-2026	High
4. Operationalization of Persons with Disabilities Office	Installed PDAO officer is appointed only as the plantilla position has not been place	PWD will have a voice The PWDs	CSWDO	2023-2029	High
5. Conduct of the periodic censuses and surveys; -Census of Population and Housing (CPH) -Census of Agriculture and Fisheries (CAF) -National Migration Survey (NMS) -Family Income and Expenditure Survey (FIES) -Survey on Overseas Filipinos (SOF) -Labor Force Survey (LFS)	Results of periodic censuses and surveys disseminated according to prescribed timeline	RLAs, LGUs, academe, media, other stakeholders	PSA	2023-2029	High

Statistical Development Programs/Activities	Outputs	Use/Users	Implementing Agency	Proposed date/year of implementation	Prioritization(High , Medium, Low)
-Agricultural Wage Rate Survey (AWRS) -Integrated Survey on Labor and Employment (ISLE) -National Demographic and Health Survey (NDHS) -Global Adult Tobacco Survey (GATS)					
6. Regular conduct of Customer Satisfaction Survey (CSS)	Clear and concise indicators that can be used as basis for improvement of services of PSA RSSO V	PSA, general public	PSA	2023-2029	High
7. Advocacy on PhilSys to encourage more registrants	More Bicolanos to have been registered for the national ID	PSA, general public	PSA, BSP, Philpost	2023-2029	High
8. Improvement and enhancement of the Batch Request System (BREQS), Decentralize Vital Statistics System (DVSS), Barangay Civil Registry System (BCRS), Philippines Civil Registry Information System (PhilCRIS), Analysis of Causes of National Deaths for Action (ANACONDA), Issuance of Certificate for Registration of the Authority to Solemnize Marriage (CRASM), and the Decentralized Copy Annotation Process (DeCAP).	Improved and enhanced civil registration system	PSA, general public	PSA	2023-2029	High

CHAPTER 5

Environment and Multi-Domain Statistics



Source: DENR Bicol

Environment and Multi-Domain Statistics

This chapter is dedicated to exploring the framework and procedures involved in collecting and distributing statistics related to the Environment and Natural Resources (ENR). These statistics serve as crucial indicators for supporting the broader social and economic development goals of our region. Additionally, to examine how these statistics interact with providing a holistic understanding of the various interconnected elements influencing our environment and natural resources. By closely examining the mechanisms involved in generating and disseminating ENR statistics, we aim to highlight their significance in shaping policy decisions and fostering sustainable development initiatives.

The environment and multidomain statistics provide us with invaluable insights into various aspects of our natural surroundings, allowing us to track changes, identify trends, and make informed decisions about how we interact with the world around us. It also covers a wide range of topics, from climate data and metrics to pollution levels and resource usage. These statistics are gathered through monitoring, research, and data collection efforts, providing a comprehensive picture of the health and vitality of our planet.

This encompasses statistical initiatives and endeavors concerning environmental factors, regional and localized statistics, poverty and socio-economic circumstances, gender and marginalized population, globalization, and the pursuit of sustainable development goals.

Situational Analysis

Key Developments in 2018-2023

PSA RSSO V published the 2019 Compendium of Bicol Region Environment Statistics (CBRES), a core set of the Bicol Region environment statistics which is grouped into six components namely 1) environmental conditions and quality; 2) environmental resources and their use; 3) residuals; 4) extreme events and disasters; 5) human settlements and environmental health; and 6) environmental protection, management and engagement.

Meanwhile for Income, Poverty and Hunger, PSA RSSO V released the 2021 Family Income and Expenditure Survey (FIES), This survey, conducted every three (3) years, is crucial for gathering comprehensive data on the income, expenses, and living conditions of Filipino households. Additionally, the release of the 2022 Annual Poverty

Indicators Survey (APIS), a nationwide survey designed to provide non-income indicators related to poverty at the national and regional levels, aims to gather data on the socio-economic profile of families and other information related to their living conditions.

Regarding Gender and Development, continuous advocacy of Gender Statistics Topics occurs during National Statistics Month events. Additionally, for 2023, activities during the NSM Celebration related to gender includes: 1) Sorpresa para kay Juana; 2) Online Crossword Puzzle with Gender Lens; 3) Poster Making Contest with Gender Lens; 4) Siday Contest with Gender Lens; and 5) Infographics Contest with Gender Lens.

Priority Programs for 2023-2029

The following are key developments in the generation of Environment and Multi-Domain Statistics for the period of 2017 -2023 in Bicol Region:

5.1 Environment and Natural Resources

Information regarding ENR statistics is primarily sourced from the Department of Environment and Natural Resources (DENR) and its affiliated bureaus and agencies. This data is derived from a variety of sources including statistical surveys, field assessments, monitoring stations, scientific measurements, and administrative-based data reporting systems. These diverse methodologies are employed to ensure a comprehensive grasp of ENR trends and conditions, facilitating informed decision-making and the efficient management of our natural resources.

Statistical Development Program / Activities:

1. PSA Region V, in partnership with Mines and Geosciences Bureau is publishing the Mineral Asset Accounts using the System of Environmental Economic Accounting (SEEA) 2012 Central Framework for the Bicol Region that involves establishing a comprehensive and systematic record-keeping system to track, manage, and report on the mineral resources within the region.
2. Publish 2023 Compendium of Bicol Region Environment Statistics using the latest data available from the source agencies and to provide accurate and current baseline data on various environmental indicators, including air quality, water quality, biodiversity, land use, and more, adopting the Framework for the Development of Environment Statistics (FDES 2013)
3. Establishing Database on Minerals Available in each Locality is instrumental in unlocking the socio-economic potential of mineral-rich regions while safeguarding environmental integrity and promoting social equity. Collaboration among

government agencies, private sector stakeholders, civil society organizations, and local communities is essential to ensure the effective development and utilization of this valuable resource.

4. Established Database of Inland Fisheries, enhancing the resilience, productivity, and sustainability of freshwater ecosystems while promoting the well-being of communities dependent on these vital resources. Collaboration among government agencies, research institutions, civil society organizations, and local communities is essential to ensure the effective development and management of the database and its utilization for informed decision-making and action.

5. Establish database related to disasters including data on the affected persons. The database will be used in coming up with a sound decision during disasters and will serve as indicators in enhancing resilience of communities and ecosystems to climate change and natural hazards.

Other High-Priority Development Program / Activities on Environment and Natural Resource:

- Establishment of GIS-based ENR Statistics
- Development of ENR-GIS-based cloud portal
- DENR Payroll System
- DENR Personnel Information System (PIS)
- Regional Electronic Document Tracking System
- Land Administration Management System
- Operationalization / Maintenance of Enhanced Forestry Information System
- Regional Brief Profile produced and updated
- ENR Statistical profile/updated/consolidated
- DENR Client Satisfaction Survey (CSS) conducted
- Price Monitoring of Forest Product
- Forestry Statistical Reporting System
- Further study to re-use waste water coming from the water treatment facility
- Construction of flood control/mitigating structures, rehabilitation and desilting of rivers including removal of obstruction and structure
- Development of new water supply
- Sanitary Landfill improvement, Construction of Landfill Cell #2 and acquisition of additional land for expansion
- Rehabilitate/ Improved existing barangay water system including development of new water sources
- Construction of river gates with garbage collector/waste trap
- Construction of drainage systems in accordance with the DWPH standard and declogging of canals
- Slope and Coastal Protection Project Using Vetiver Grass at Island and Coastal Area
- Establishment of GHG Inventory
- Establishment of San Miguel Island Central MRF and Sewage Treatment Facility

- Air Quality Management Program
- Rehabilitation / Improvement of seawall
- Environmental Enhancement Program
- Mangrove Areas Management Program
- Implementation of National Determined Contribution policies and measures
- Development of Risk Registry

5.2 Income, Poverty and Hunger

Numerous inter-related issues contribute to hunger, stemming from economic factors and poverty. Simply addressing hunger without tackling the underlying poverty won't effectively solve the problem. Further, there is a risk of perpetuating poverty and dependency without realizing it, as the act of simply providing more food may seem kind-hearted but fails to address the underlying issues. To solve poverty and hunger in the long run, efforts to reduce poverty are essential. To combat poverty and hunger in the long term, we need to focus on poverty alleviation. Poverty primarily results from people lacking sufficient resources or income to live decently. While these concepts are complex, the basic idea is clear: addressing poverty and hunger requires ensuring people have a reasonable income to meet their basic needs.

Statistical Development Program / Activities:

1. **Family Income and Expenditure Survey (FIES).** The FIES is a nationwide survey of households undertaken every three years. It is the main source of data on family income and expenditure, which include among others, levels of consumption by item of expenditure as well as sources of income in cash and in kind.
2. **Annual Poverty Indicators Survey (APIS).** The APIS is a nationwide survey designed to provide non-income indicators related to poverty at the national and regional levels.
3. **Estimation of Poverty Statistics.** It tracks the prevalence and depth of poverty in the Philippines. These estimates typically include data on the percentage of the population living below the poverty line, which is defined as the income threshold needed to meet the basic food and non-food needs.
4. **Establishment and maintenance of a comprehensive database of poor households.** This database will provide a detailed portrait of poverty dynamics across the nation's diverse communities. This database serves as a cornerstone for policymakers, researchers, and development practitioners, offering invaluable insights into the socioeconomic landscape and guiding targeted efforts to uplift the most vulnerable segments of society.



Other High-Priority Development Program / Activities on Income, Poverty and Hunger:

- Implementation, Monitoring, and Evaluation of the Social Pension Program
- Implementation, Monitoring, and Evaluation of the Supplemental Feeding Program
- Implementation of Assistance to individual in Crisis Situation
- Sustainable Livelihood Program for All vulnerable sectors
- Philippine Multi-Sectoral Nutrition Project or the *Kasapatan at Ugnayan ng Mamamayan sa Akmang Pagkain at Nutrisyon*

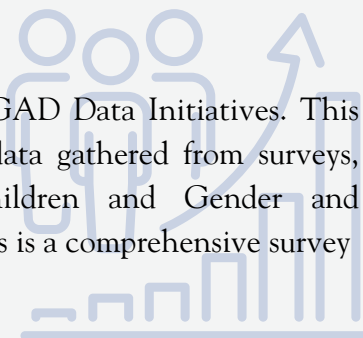
5.3 Gender and Development

Continually striving to achieve the optimal child development and gender equality have been an unceasing challenge affecting the regional progress specifically on political, economic, and social boundaries. The need for action to address these concerns requires vigorous efforts and local initiatives to bridge the gap of gender disparities and improving early childhood development. These actions further entail the use of timely and reliable statistics on children and gender i.e. sex-disaggregated data, as accounted by the conduct of several censuses and surveys led by the primary statistical arm of the government, the Philippine Statistics Authority, that are considered essential in the planning as well as program implementation whether interventions were made effective or not. It involves the generation of data through the following censuses and surveys: (1) 2022 Census of Population and Housing (CPH); (2) FIES; (3) 2022 National Demographic and Health Survey (NDHS); (4) Quarterly Labor Force Survey (LFS); and (5) Community-Based Monitoring System (CBMS) and preparation of publications/releases such as Regional Social and Economic Trends (RSET) publication, Women and Men, Quickstat and Vital Statistics. Among the key statistical tables and indicators found in this publication that are related to children and GAD are: (1) Household Population by sex and Age group; (2) Household Population 10 years Old and over by sex, Age group and Marital Status; (3) Live Births in Bicol Region, Place of Occurrence, and sex; and (4) Deaths in Bicol Region by place of occurrence and sex.

The implementation of the policies, programs and projects across various sectors including education, health, employment, agriculture, and governance that requires gender and child statistics further acknowledges the importance of addressing gender disparities and promotion of high level of child development, thus the proposal of the activities/programs/projects in the region:

Statistical Development Program / Activities:

1. Continuous Dissemination of Data on Children and GAD Data Initiatives. This pertains to the continuous endeavor to disseminate data gathered from surveys, especially the Population Census, concerning children and Gender and Development (GAD) programs. The Population Census is a comprehensive survey



conducted periodically to gather demographic and socio-economic data about the population of a country. Within the context of children, this could include data on aspects such as population size, age distribution, education status, health indicators, and other relevant information pertaining specifically to children.

2. Establishment of Women's Center, Crisis Center for Women and Violence against Women Cases, these initiatives are designed to provide comprehensive support, protection, and empowerment to women who are vulnerable to various forms of discrimination, abuse, and violence. Women's Centers serve as hubs for advocacy, education, and service provision tailored to the unique needs of women. They offer a wide range of resources and assistance, including counseling, legal aid, skills training, health services, and community outreach programs. By providing a supportive and inclusive environment, Women's Centers aim to empower women to overcome barriers, achieve their full potential, and actively participate in society.
3. In the pursuit of gender equality and the well-being of children, the appreciation and dissemination of accurate data are vital. The Philippine Statistics Authority (PSA) stands as a pivotal institution in this endeavor, tasked with gathering, analyzing, and disseminating statistics that provide crucial insights into the status of children and the advancement of Gender and Development (GAD) initiatives. In essence, the appreciation and dissemination of statistics on children and GAD, generated through surveys such as the 2020 Census of Population (CPH), 2021 Family Income and Expenditure Survey (FIES), 2022 National Demographic and Health Survey (NDHS), and Quarterly Labor Force Survey (LFS) are instrumental in driving inclusive development, empowering marginalized groups, and fostering a more equitable society.

Other High-Priority Development Program / Activities on Gender and Development:

- Construction of Day Care Center for Senior Citizens
- Construction of Building for Women and Child Protection Center
- Fisheries Program
- Albay Farmers' Bounty Village and Farm School Development Program
- Agricultural Production Program

Statistical Development Programs, 2023-2029

Statistical Development Programs/Activities	Outputs	Use/Users	Implementing Agency	Proposed date/year of implementation	Prioritization(High, Medium, Low)
(1)	(2)	(3)	(4)	(5)	(6)
6. Environment and Multi-Domain Statistics					
6.1 Environment and Natural Resources					
1. Establishment of GIS-based ENR Statistics	Environment and natural resources GIS Based statistics established	GIS generated data on land, forestry, coastal and land including environmental management and mining for planning and decision making; DENR; LGUs, academe and other agencies	DENR V	2023-2028	High
2. Development of ENR-GIS-based cloud portal	Environment and natural resources statistics developed	GIS generated data for use of DENR sectors (land, forestry, coastal and land) including environmental management and mining, LGUs, academe and other agencies	DENR V	2023-2028	High
3. Information Systems maintained and updated	Statistical data maintained and updated	DENR	DENR V	2023-2028	High
4. Payroll system	Agency Payroll	On-time payment of salaries / wages of employees	DENR V	2023-2028	High
5. DENR Personnel Information System (PIS)	PIS Updated	Facilitate issuance of requested personnel certification i.e. leave credits and travel order	DENR V	2023-2028	High
6. Regional Electronic Document Tracking System	Tracking system	Documents within DENR	DENR V	2023-2028	High
7. Land Administration Management System	LAMS established	Status of potential lots for titling by DENR, DAR, NCIP, other entities and private sector	DENR V	2023-2028	High
8. Operationalization/ Maintenance of Enhanced Forestry Information System	EFIS updated	Status of permits and other tenurial instruments issued by DENR under forestry sector for use of DENR, LGU, tenure holders and other sectors	DENR V	2023-2028	High
9. Regional Brief Profile produced and updated	Regional Profile	DENR profile for use of all sectors, LGUs and other stakeholders	DENR V	2023-2028	High
10. ENR Statistical profile/updated/consolidated	Annual ENR Statistical Profile updated/consolidated	Sectoral statistics for all sectors, LGUs and other stakeholders	DENR V	2023-2028	High
11. Client Satisfaction Survey (CSS) conducted	Feedback from internal and external clients generated	Feedback mechanism for use of DENR	DENR V	2023-2028	High
12. Inventory/ Assessment of ICT Equipment and software	Updated list of ICT equipment and software	Data generation and analysis of DENR	DENR V	2023	Medium

Statistical Development Programs/Activities	Outputs	Use/Users	Implementing Agency	Proposed date/year of implementation	Prioritization(High, Medium, Low)
13. Upgrading of Direct Premium Internet Connection	Internet connection upgraded	Data generation and analysis of DENR	DENR V	2023-2028	Medium
14. Maintenance of Virtual Private Network	Virtual private network maintained	Data generation and analysis of DENR	DENR V	2023-2028	Medium
15. Price Monitoring of Forest Product	Price of forest products updated	Updated price list for use of forestry sector, business sector, academe. DTL. LGUs	DENR V	2023-2028	High
16. Forestry Statistical Reporting System	Quarterly forestry statistics prepared and submitted to the main office	updated statistics for use of forestry sector, business sector, academe. DTL. LGUs	DENR V	2023-2028	High
17. Establishing Database on Minerals Available in each Locality	Identification of New Sources of Raw Materials	Stakeholders	DENR V, MGB V, PSA V	2023-2029	High
18. Established Database of Inland Fisheries	Inventories of Inland Fisheries	Stakeholders	DENR V, BFAR V, PSA V	2023-2029	High
19. Further study to re-use waste water coming from the water treatment facility	Waste water reused	Environment and natural Resources Office Tabaco City	Environment and natural Resources Office Tabaco City	2023-2029	High
20. Construction of flood control/mitigating structures, rehabilitation and desilting of rivers including removal of obstruction and structure	Flood control	CDRRMO Office of the City Engineer Office CPDO Tabaco	CDRRMO Office of the City Engineer Office CPDO Tabaco	2023-2029	High
21. Construction of Nursery for Native Tree Seedlings	Nursery constructed	City Environment and Natural resources (Tabaco City) Agriculture	City Environment and Natural resources (Tabaco City) Agriculture	2023-2029	High
22. Development of new water supply system through desalination project	New water supply system	Environment and natural Resources Office CDRRRMO Tabaco City	Environment and natural Resources Office CDRRRMO Tabaco City	2023-2029	High
23. Sanitary Landfill improvement, Construction of Landfill Cell #2 and acquisition of additional land for expansion	Improved existing landfill and construction of cell 2 and acquisition of additional land area for expansion observance of the strict implementation of the "No plastic Ordinance" by compliance of vendors and business commercial establishments	Identifies the total volume of waste generated in the city and to where it is coming from Construct the additional landfill cell 2 Residential, Commercial and Business Establishments All population	Office of the City Environment and Natural Resources	2023-2029	High
24. Rehabilitate/ Improved existing barangay water system including development of new water sources	Developed Cost Effective Water sourcesWater DesalinationDeveloped Water system	Island and Upland Barangay	Office of City Environment and Natural Resources	2023-2029	High

Statistical Development Programs/Activities	Outputs	Use/Users	Implementing Agency	Proposed date/year of implementation	Prioritization(High, Medium, Low)
25. Construction of river gates with garbage collector/waste trap	Percentage of the Community that are prone to flood due to the obstructed river waterways will be minimized Information campaign will make the people aware that flood and storm surge are due to the obstructed river waterways and river runoffs	Will be able to identify the barangays or places that are flood prone and lessen the floodings in the area	City Engineering Office	2023-2029	High
26. Construction of drainage systems in accordance with the DWPH standard and declogging of canals	Additional Structures for drainage system will be constructed Declogging of canals to avoid flooding during rainy season	Identifies the streets or places with poor drainage system Prioritize them for declogging and other water system	City Engineering Office CDRRMO CPDO Tabaco	2022-2026	High
27. Slope and Coastal Protection Project Using Vetiver Grass at Island and Coastal Area	The existing slope protection will be rehabilitated and maintained Vetiver grass on the island and coastal barangay will be used as cover plants for erosion control	Studied the uses and benefits of vetiver grass and identifies the people living in the erosion prone areas of the barangays including those in the island barangays and in connection with agriculture's use of vetiver grass as pest control and rehabilitation of degraded soil	Office of the City Environment and Natural Resources Officer	2022-2026	High
28. Establishment of GHG Inventory	Come up with GHG Reduction Plan in place In place GHG reduction measures implementation	Formulation of the GHG emission reduction plan	Environment and Natural Resources Office	2022-2026	High
29. Establishment of San Miguel Island Central MRF and Sewage Treatment Facility	Improved MRF and sewage treatment facility	Residents	Office of the City Environment and Natural Resources	2022-2026	High
30. Air Quality Management Program	Ordinance strictly implemented Completion of GHG Inventory All vehicles plying in the city have air emission level within the DENR set standards	Ambient air and noise quality monitoring on a regular basis Determine if the air we breathe is safe	Office of the City Environment and Natural Resources	2022-2026	High
31. Rehabilitation / Improvement of seawall	Improved seawall	Residents	City Engineering Office	2022-2026	High
32. Environmental Enhancement Program	SWM system established	Albayanos	ENRO	2023-2029	High
33. Establishment of Waste to Energy Facility	Working facility that converts solid wastes into energy established	Albayanos	PGA	2024-2029	Medium
34. Mini-hydroelectric projects for local purposes	Water energy converted into electricity	Albayanos	PGA	2024-2029	Medium
35. Mangrove Areas Management Program	New mangrove sites developed and approved for development	Albayanos	ENRO	2023-2029	High

Statistical Development Programs/Activities	Outputs	Use/Users	Implementing Agency	Proposed date/year of implementation	Prioritization(High, Medium, Low)
36. Micro-Watershed Management Program	Watershed areas rehabilitated and developed	Albayan	ENRO	2023-2029	Medium
37. Wetlands and Water Management	Wetlands and water bodies enhanced, protected and conserved	Albayan	ENRO	2023-2029	Medium
38. Establishment and Maintenance of Public Park and Green Spaces	Public parks and green spaces identified, enhanced and maintained	Albayan	ENRO	2023-2029	Medium
39. Albay Botanical Garden	Botanical garden established and maintained	Albayan	ENRO	2023-2029	Medium
40. Bicol Region Mineral Asset Accounts	Compiled Bicol Region Mineral Asset Accounts	RLAs, LGU, Academe, Private Sector	PSA V, MGB V	2024	High
6.2 Income, Poverty and Hunger					
1.Database of poor households	An information system that identifies who and where are the poor households	Stakeholders	PSA V, NAPC, DICT V	2 years	High
2. Implementation, Monitoring, and Evaluation of the Social Pension Program	Number of Indigent Senior Citizens provided with supplementary feeding	Indigent Senior Citizens	DSWD	2023-2029	High
4. Implementation, Monitoring, and Evaluation of the Supplemental Feeding Program	Number of children in CDCs and SNPs provided with supplementary feeding	Children in CDCs and SNPs	DSWD SFP	2023	High
5. Implementation of Assistance to individual in Crisis Situation	Number of beneficiaries served through AICS per: I.) Type of Assistance a.) Medical Assistance b.) Burial Assistance c.) Educational Assistance d.) Transportation Assistance e.) Food Assistance f.) Non-Food Assistance g.) Other Cash Assistance h.) Psychosocial i.) Referral II. Client Category Family Head and Other Needy Adult (FHONA) Women in Especially Difficult Circumstances (WEDC) Children in Need of Special Protection (YNSP) Senior Citizen (SC) Persons with Disability (PWD)	Beneficiaries	DSWD	2023-2029	High

Statistical Development Programs/Activities	Outputs	Use/Users	Implementing Agency	Proposed date/year of implementation	Prioritization(High, Medium, Low)
	Pensions Living with HIV-AIDS (PLHIV) Lingap ay Gabay Para sa May Sakit (LinGaP sa MaSa)				
6. Sustainable Livelihood Program for All vulnerable sectors	Improvement in the lives of the vulnerable sectors of the society		City Social Welfare and Development Office PESO/Livelihood Tabaco City	2022-2026	High
7. Family Income and Expenditure Survey (FIES) Visit 1 and 2	Poverty Statistics, Income and Saving of Families	Basis for the poverty alleviation programs of the government including social and health assistance.	PSA V	2023 (Visit 1) and 2024 (Visit 2)	High
8. Annual Poverty Income Survey (APIS)	Poverty Statistics, Family Characteristics	Basis for the poverty alleviation programs of the government including social and health assistance.	PSA V	Every other year (2024, 2026, 2028)	High
9. Estimation of Poverty Statistics	Generation of poverty statistics by province	Basis for the poverty alleviation programs of the government including social and health assistance	PSA V	Every other year (2024, 2026, 2028)	High
6.3 Gender and Development					
1.Continue Dissemination of Data on Children and GAD Data through surveys (Population Census)	Survey data on each program	Stakeholders	PSA V, NAPC	2023-2029	High
2. Construction of Building for Women and Child Protection Center	Case management and documentation completed	Identification of women and children in crisis and available counseling will be applied	Gender and Development Office	2022-2026	High
3. Construction of Day Care Center for Senior Citizens	Provided a stress-free life for senior citizens to enjoy their last remaining time on earth without the hassle of daily grind of life	Complete List if Senior Citizens	Office of the City Engineer OSCA City Health Unit Tabaco City	2022-2026	High
4. Establishment of Women's Center, Crisis Center for Women, and VAW Cases	Beneficial for Women who are victims of Abuse as they now have a particular office to look into their concerns	City Social Welfare and Development Office	City Social Welfare and Development Office	2022-2026	High
5. Cooperative Enterprise Development Program	Well organized and viable cooperatives; Investments on climate-smart technologies, products and services increased	Albayanos	APCEMDO	2024-2029	Medium
6. Albay Provincial Manpower Program	Relevant and quality technical and vocational skill trainings provided	Albayanos	APCEMDO	2024-2029	Medium
7. Employment Facilitation Services	PESO institutionalized	Albayanos	PGA	2024-2029	Medium
8. Agricultural Production Program	Increased farmers productivity and competitiveness	Albayanos	APAO	2024-2029	High

Statistical Development Programs/Activities	Outputs	Use/Users	Implementing Agency	Proposed date/year of implementation	Prioritization(High, Medium, Low)
9. Albay Farmers' Bounty Village and Farm School Development Program	Innovative agricultural technologies and best farming practices showcased	Albayanos	PGA	2024-2029	High
10. Fisheries Program	improved fisheries program	Albayanos	APAO	2024-2029	High
11. Localization of the Magna Carta of Women	localized Magna Carta of Women	Albayanos	GAD	2024-2029	Medium
12. Data appreciation and proper dissemination of statistics on children and GAD. Generation of data through the following surveys: (1) 2015 Census of Population (POPCEN); (2) 2015 Family Income and Expenditure Survey (FIES); (3) 2017 National Demographic and Health Survey (NDHS); (4) Quarterly Labor Force Survey (LFS); and (5) Agricultural Wage Rate Survey (AWRS).	Disaggregated data provided through the conduct of surveys and censuses	RLAs, LGU, Academe, Private Sector	PSA V	2023-2029	High
13. Regional Social and Economic Trends (RSET publication). Among the key statistical tables and indicators found in this publication related to children and GAD are: (1) Household Population by sex and Age group; (2) Household Population 10 years Old and over by sex, Age group and Marital Status; (3) Live Births in Bicol Region, Place of Occurrence and sex; and (4) Deaths in Bicol Region by place of occurrence and sex.	Disaggregated data provided through the conduct of surveys and censuses	RLAs, LGU, Academe, Private Sector	PSA V	2023-2029	High

CHAPTER 6

Monitoring of the Bicol Region Sustainable Development Goals (SDG)

SUSTAINABLE DEVELOPMENT GOALS





Bicol Region's SDG Progress

With a total of 17 SDGs guiding its development agenda, Bicol Region has committed to addressing a wide array of challenges, from poverty and hunger to education and climate action. Over the past years, stakeholders across the region have rallied together, recognizing the interconnectedness of these goals and the urgency of their implementation.

However, progress has not come without its share of obstacles and setbacks. Despite concerted efforts, Bicol Region faces the harsh reality that not all goals are progressing at the desired pace.

The SDG Pace of Progress is calculated using all the data input within the indicators of each Goal in the SDG. These data inputs create data points which are needed in computing the **Current Status Index (CSI)** and **Anticipated Progress Index (API)**.

Measuring the Goals' Pace of Progress: The Current Status Index (CSI)

The Current Status Index (CSI) assesses the current state of progress by creating a linkage between the progress made since 2015 in relation to the progress needed to achieve the numerical target by 2030.

The data requirement for measuring the CSI is 2 or more data points in each indicator for a goal since 2000 and 2030 numerical targets.

In Bicol Region, there are 13 Goals with measurable Pace of Progress.

Goal 1 : No Poverty
Goal 2 : Zero Hunger
Goal 3 : Good Health and Well-being
Goal 4 : Quality Education
Goal 5 : Gender Equality
Goal 7 : Affordable and Clean Energy
Goal 8 : Decent Work and Economic Growth
Goal 10 : Reduced Inequalities
Goal 11 : Sustainable Cities and Communities
Goal 13 : Climate Action
Goal 14 : Life Below Water
Goal 16 : Peace, Justice and Strong Institutions
Goal 17: Partnership for the Goals

11 out of these 13 Goals have sufficient indicators. Furthermore, 48 out of 70 indicators from these 13 Goals have measurable pace of progress for the CSI.

Goal	No. of Indicators per goal	No. of Indicators considered in the CSI	Percentage
1	12	11	91.7
2	5	5	100.0
3	17	11	64.7
4	11	6	54.5
5	5	2	40.0
6	0	0	
7	1	1	100.0
8	4	3	75.0
9	3	0	
10	2	1	50.0
11	3	3	100.0
12	0	0	
13	2	2	100.0
14	1	1	100.0
15	0	0	
16	3	1	33.3
17	1	1	100.0
Total	70*	48	

* Please note that Goal 9: Industry, Innovation, and Infrastructure is not included in the snapshot since all three (3) indicators have no 2023 numerical target.

The region grapples with the sobering truth that seven out of these 13 goals have regressed since the base year of 2015 while only five (5) have shown positive progress.

7 Goals with Negative Progress

Goal 1 : No Poverty
Goal 2 : Zero Hunger
Goal 8 : Decent Work and Economic Growth
Goal 10 : Reduced Inequalities
Goal 11 : Sustainable Cities and Communities
Goal 13 : Climate Action
Goal 16 : Peace, Justice and Strong Institutions

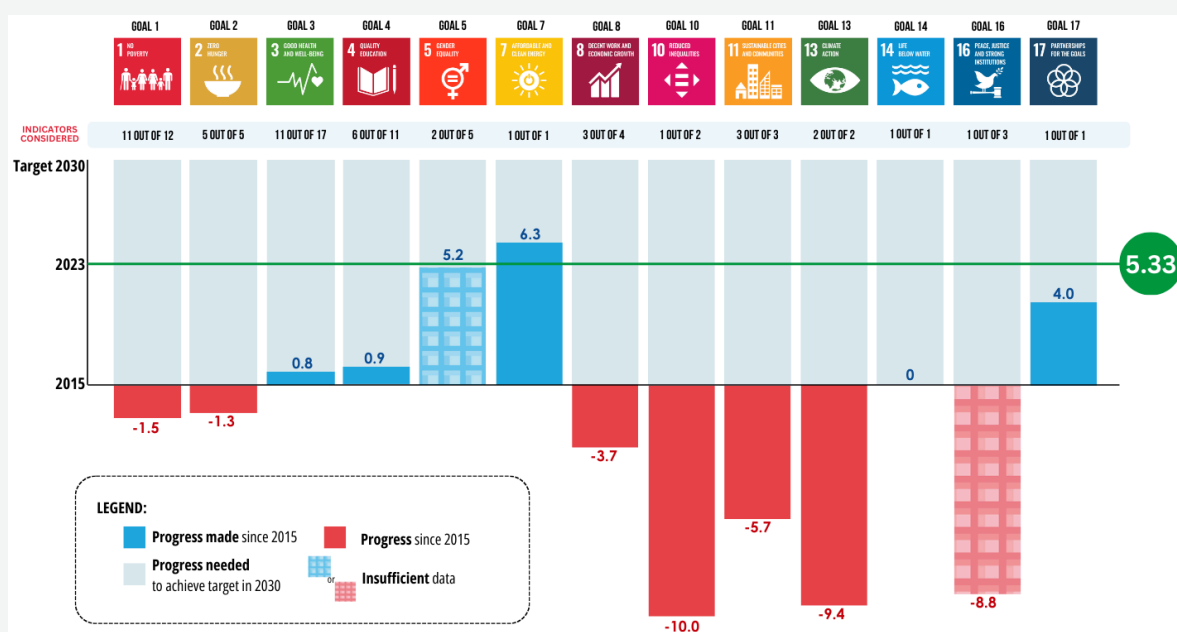




5 Goals with Positive Progress

Goal 3 : Good Health and Well-being
Goal 4 : Quality Education
Goal 5 : Gender Equality
Goal 7 : Affordable and Clean Energy
Goal 17: Partnership for the Goals

Below is the Goals Pace of Progress for the Bicol Region showing the 13 goals with measurable pace of progress and their respective CSI values. The green straight line with the value of 5.33 is the actual numerical target for the year 2023 for each individual goals.



Goal 14's value (zero) doesn't mean that it has no measured pace of progress, 0 means there is no progress that occurred from 2015 baseline year until the year 2023.

In analyzing the pace of progress, one must be cautious in comparing from the previous year since its estimate is affected by the number of indicators with updates and available disaggregation in a particular year. Hence, year-on-year comparison of the pace progress should take this into consideration.

The pace of progress results were based on the available Core Regional Sustainable Development Goals Indicators (CoRe-SDGI) collected by the PSA Central Office as of 08 November 2023, and the 2030 numerical targets at the national level

The Anticipated Progress Index (API)

The Anticipated Progress Index (API) provides measure of how much extra effort is needed in order to meet the numerical target by end of target year (2030), assuming the pace of progress is sustained

The data requirement for measuring the API is 3 or more data points since 2000 and 2030 numerical targets.

API categorizes the progress of each SDG Targets and Indicators into three namely, On track, Needs Acceleration and Regressing.

On Track:

Indicators and targets classified as "on track" signal a promising trajectory towards achievement of the SDG. With API values ranging from 0 to 9, these metrics demonstrate steady advancement and alignment with our sustainable development objectives.

Regional Indicators that are On Track

1.2.1 National poverty
3.1.2 Births attended by skilled health personnel
3.2.1 Under-five mortality
3.7.2 Adolescent births
3.9.3 Unintentional poisoning
4.1.s1 Completion Rate
4.1.s3 Dropout Rate or School Leavers Rate
5.5.2 Proportion of women in managerial positions
7.1.1 Access to electricity
8.6.1 Proportion of youth (aged 15-24 years) not in education, employment or training

Regional Targets that are On Track

1.2 National poverty
3.1 Maternal mortality
3.9 Health impact of pollution
4.1 Effective learning outcomes
5.5 Women in leadership
7.1 Access to energy services
8.6 Youth NEET





Needs Acceleration:

These are indicators and targets with API values from 10 to 100,, these metrics signify a lagging pace of progress and highlight areas where interventions are urgently required.

Regional Indicators that Need Acceleration

1.4.2.p1 Proportion of families with access to secure tenure
3.8.s1 Percentage of population covered by the social health insurance
4.5.1 Parity indices
8.1.1 Real GDP per capita growth rate
3.2.2 Neonatal mortality
1.4.1.p1 Women ages 15-49 with a live birth in the five years
3.7.s1 Contraceptive Prevalence Rate

Regional Targets that Need Acceleration

3.2 Child mortality
3.7 Sexual & reproductive health
3.8 Universal health coverage
4.5 Equal access to education
8.1 Per capita economic growth

Regressing:

The most concerning are the indicators and targets classified as "regressing." With an API values below zero, these metrics signal a troubling reversal of gains and a departure from our sustainable development trajectory. These indicators and targets demand urgent attention and concentrated action.

Regional Indicators that are Regressing

1.4.1.p4 Net Enrolment Rate in kindergarten
1.4.1.p5 Net Enrolment Rate in elementary
1.4.1.p9 Proportion of families with owned or owner-like possession of housing units
1.5.1 Deaths/missing/affected from disasters
1.5.4 Proportion of local governments that adopt and implement local DRR strategies

Regional Indicators that are Regressing

2.2.1 Prevalence of stunting
2.2.2 Prevalence of malnutrition
3.4.1 Cardiovascular disease, cancer, diabetes or chronic respiratory disease
3.6.1 Road traffic deaths
4.2.2 Participation rate in organized learning
8.5.2 Unemployment rate, by sex, age and persons with disabilities
10.2.1 Population living below 50 percent of median income
11.5.1 Deaths/missing/affected from disasters
11.b.2 Proportion of local governments that adopt and implement local DRR strategies
13.1.1 Deaths/missing/affected from disasters
13.1.3 Proportion of local governments that adopt and implement local DRR strategies
16.9.1 Birth registration

Regional Indicators that are Regressing

2.

1.4 Access to basic services
2.2 Malnutrition
3.6 Road traffic accidents
3.4 NCD & mental health
16.9 Legal identity
1.5 Resilience to disasters
4.2 Early childhood development
8.5 Full employment & decent work
10.2 Inclusion (social, economic & political)



PSA RSSO V SDG Dashboard

The PSA RSSO V SDG Dashboard project aims to provide comprehensive data visualization and analysis for Sustainable Development Goals (SDGs). The project is driven by the goal of enabling informed decision-making and monitoring progress towards achieving the SDGs.

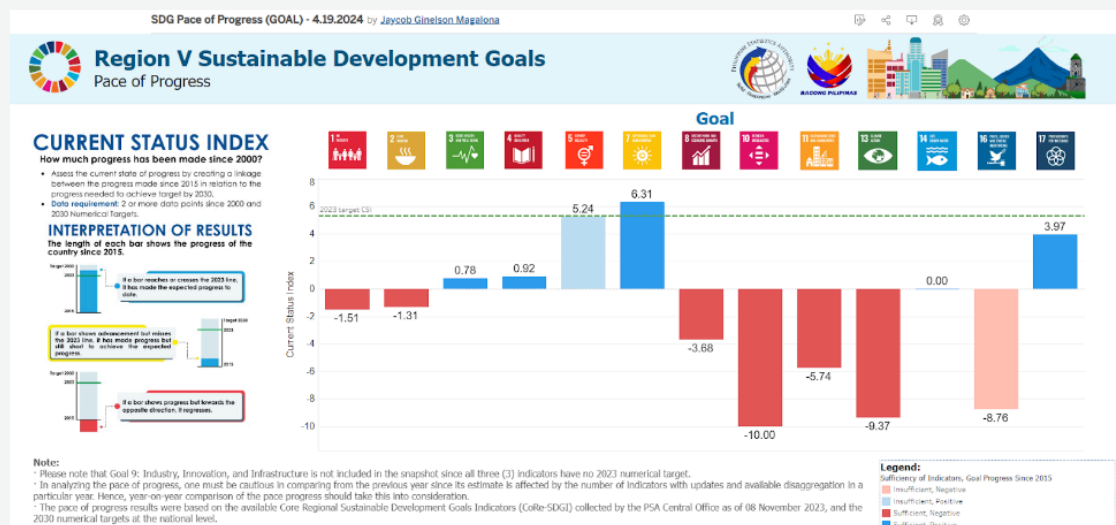
Key Updates:

New Data Dissemination:

The PSA Central Office has recently disseminated new data for SDG disaggregated by regions. This influx of fresh data enriches the dashboard's content, ensuring its relevance and accuracy. The new data acquired from the Central office will be used in calculating the SDG Pace of Progress of the Bicol Region.

Enhanced Data Visualization with Tableau:

The PSA RSSO V SDG development team has innovatively leveraged Tableau to enhance data visualization capabilities. This integration allows for more dynamic and interactive representations of the SDG data, empowering users to derive deeper insights.



Bicol SDG Pace of Progress Dashboard integrated in Tableau Public, a data visualization tool that enhances user's experience in making insightful data visualization materials for the public.

Tableau's interactive and dynamic features played a pivotal role in the process of visualizing the SDG Pace of Progress. The team created a dashboard that highlighted key metrics and progress indicators for the Bicol's SDG Pace of Progress.



Web Hosting Progress:

The Bicol SDG Dashboard is currently integrated within the PSA RSSO V Regional Website. The page can be accessed by scanning the QR code below.



Bicol SDG Indicators Overview

This SDG Indicators Overview presents a comprehensive analysis of various data points and their disaggregation for key indicators within the region. By meticulously plotting these indicators in graphs, the overview provides a clear and accurate depiction of how the data evolves over time. This visualization is crucial for understanding trends, identifying areas of progress, and highlighting sectors needing attention. Tracking the progress of SDG indicators is fundamental to ensuring sustainable development, as it allows policymakers, stakeholders, and the community to make informed decisions, allocate resources effectively, and ultimately, achieve the Sustainable Development Goals (SDGs). The insights garnered from this overview will play a pivotal role in driving the region towards a more sustainable and equitable future.

Select a Goal
Goal 1

Direction
Decrease
Increase

Indicators

Indicator No.	Name of Indicator	Sex	Age	Employment	Urban / Rural	Level of Education	Year
1.2.1	Proportion of population living below the national poverty line	Male	15 to 24 years old	Employed			
			15 years old and over	Employed			
			25 years old and over	Employed			
		Female	15 to 24 years	Employed			



One of the pages of Bicol SDG is the Indicators Overview, it presents a comprehensive analysis of various data points and their disaggregation for key indicators within the region. By meticulously plotting these indicators in graphs, the overview provides a clear and accurate depiction of how the data evolves over time. This visualization is crucial for understanding trends, identifying areas of progress, and highlighting sectors needing attention.

Tracking the progress of SDG indicators is fundamental to ensuring sustainable development, as it allows policymakers, stakeholders, and the community to make informed decisions, allocate resources effectively, and ultimately, achieve the Sustainable Development Goals (SDGs).

Bicol SDG Pace of Progress - Current Status Index (CSI)



Bicol SDG Pace of Progress - Anticipated Progress Index (API)



The Pace of Progress Dashboard for CSI and API are also integrated within the RSSO V regional website.

By translating intricate statistics into straightforward visuals, stakeholders—including policymakers, organizations, and the public—can more easily grasp the current status and trends of SDG achievements. This enhanced clarity helps in making informed decisions, prioritizing actions, and effectively communicating progress and challenges.

Data visualization plays a significant role in driving accountability and fostering transparency. When progress toward SDGs is depicted through interactive and dynamic charts, it not only highlights successes but also underscores areas needing improvement. Ultimately, by showcasing data in a visually compelling manner, we can inspire collective action and keep the momentum towards achieving the SDGs.

Next Steps:

- Developing the dashboard into a separate website with an integrated content management system accessible to all RSC V Members / SDG Stakeholders for easier updating of data, data verification, and data consolidation.

Statistical Development Programs/Activities	Outputs	Use/Users	Implementing Agency	Proposed date/year of implementation	Prioritization(High, Medium, Low)
(1)	(2)	(3)	(4)	(5)	(6)
6.4 Sustainable Development Goals					
Database Tracker on the Achievement of SDGs	Report on the progress of attaining the SDGs	stakeholders	PSA	2023-2029	High
Conduct of semestral Bicol SRC-SDG meetings	two meetings per year	for members of SRC-SDGs	NEDA 5	2023-2029	High
Construction of rentable structures on LGU-owned property and Development of existing public lot or structures intended for the prospective Public Private Partnership (PPP)	LGU will now have its own rentable structure and development of existing public lot or structures will be left to the prospective Public Private Partnership	The LGU will now have its own rentable structuresLGUPartnership with PPPPrivate Entity	Engineering OfficeOffice of the City MayorTabaco City	2022-2026	High
Health Services Strengthening Program	Health workers' skills improved	Health workers in the Province of Albay	PHO	2024-2029	High
Family Health Cluster	Health awareness and advocacies promoted	Albayanos	PHO	2024-2029	High
Nutrition Program	Fortified food products and food supplements distributed	Albayanos	PHO	2024-2029	High
Educational Enhancement and Development Program	Educational needs provided	Students in Albay	PED	2024-2029	Medium
Construction/Rehabilitation/Improvement of Roads, Bridges, Highways/other infrastructures	Infrastructures such as roads, bridges, etc. constructed/rehabilitated / improved	Albayanos	PGA	2024-2029	High
Disaster Preparedness, Response, Recovery & Other Mitigation Activities	Preparedness and mitigation activities on disaster strictly implemented	Albayanos	PGA	2024-2029	High
Peace and Order /Public Safety Program	Incidence of crime prevalence decreased	Albayanos	PGA	2024-2029	High
Product Development and Marketing Promotion Program	New products developed	Albayanos	PGA	2024-2029	Medium
Investment Promotion Facilitation and Servicing Program	Promotion materials distributed	Albayanos	PGA	2024-2029	Medium
Updating of SDG Dashboard user interface	Better and improved SDG Dashboard based on the comments and suggestions of the RSC Members, and the members of the SRC-SDG committee under the RDC	RLAs, LGU, Academe, Private Sector	PSA, SRC-SDG Committee	2023-2029	High

ACKNOWLEDGEMENT

PSA RSSO V would like to extend our gratitude and special thanks to all RSC V members and to the RSDP Technical Working Group (TWG) who devoted their time and shared their knowledge in the formulation, and the completion of the Bicol Regional Statistical Development Program 2023-2029.

Our profound appreciation to all support extended by the regional line agencies, and the local government units through their invaluable support, and cooperation, during the series of consultations done by PSA RSSO V.

To everyone who contributed in the formulation of the Bicol Regional Statistical Development Program 2023-2029, a sincere thanks!



PHILIPPINE STATISTICS AUTHORITY

REGIONAL STATISTICAL SERVICES OFFICE V
2nd Floor PSA Building, Regional Center Site
Rawis, Legazpi City 4600
Philippines

Website: <https://rsso05.psa.gov.ph>.
Email address: rsso05socc@psa.gov.ph.