



SPECIAL RELEASE

2020 Annual Survey of Philippine Business and Industry Arts, Entertainment and Recreation Section Final Results

Date of Release: 27 July 2023
Reference No. 2023-SSO-118

Table A. Comparative Summary Statistics for Arts, Entertainment and Recreation Section: Philippines, 2019 and 2020

Particulars	2019 ^f	2020 ^f	Growth Rate (%)
Total Number of Establishments	3,321	1,738	(47.7)
Total Employment	80,125	47,700	(40.5)
Average Number of Workers per Establishment	24	27	12.5
Total Compensation (in thousand pesos)	31,020,688	15,204,126	(51.0)
Average Annual Compensation per Paid Employee (in pesos)	396,770	322,839	(18.6)
Total Revenue (in thousand pesos)	241,913,952	67,387,865	(72.1)
Total Expense (in thousand pesos)	190,494,700	80,682,403	(57.6)
Revenue per Expense Ratio	1.27	0.84	(33.9)
Total Subsidies (in thousand pesos)	304,290	3,900	(98.7)

Notes: f – final

() – negative value

Sources: Philippine Statistics Authority, 2019 and 2020 ASPBI (Final Results)

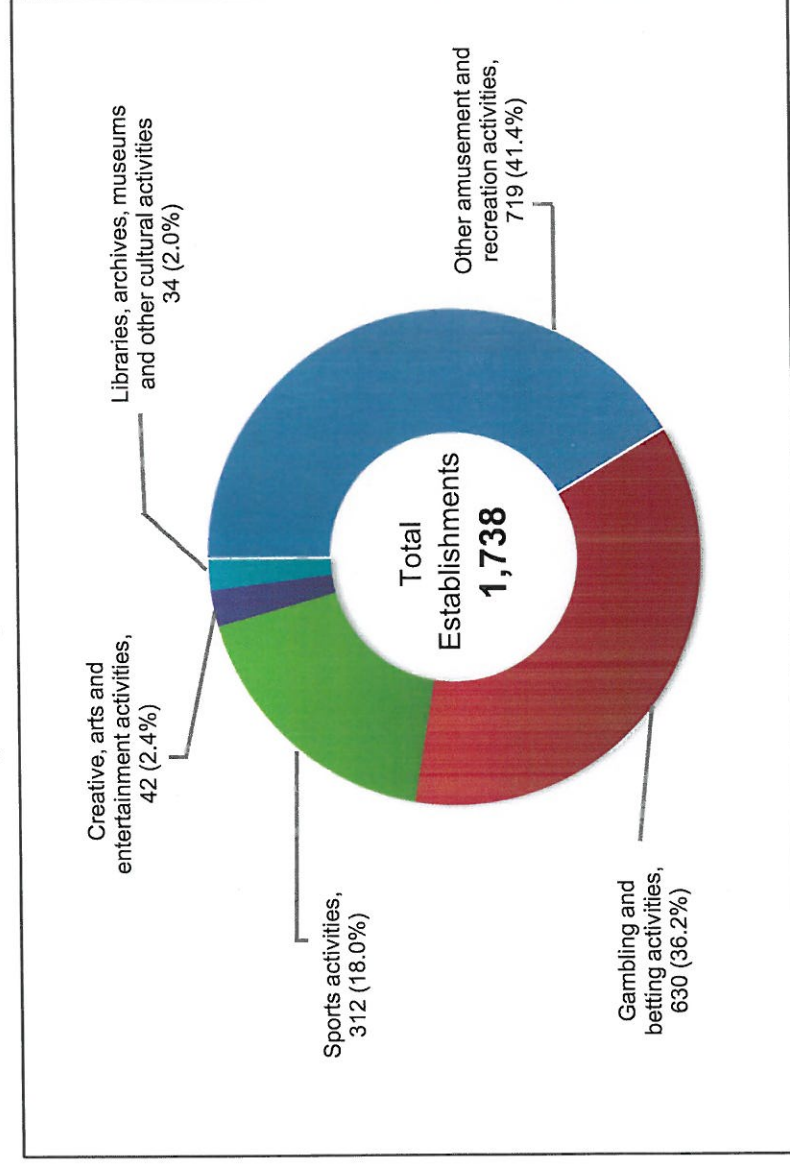


Other amusement and recreation activities industry group led the section in terms of the total number of establishments

The final results of the Annual Survey of Philippine Business and Industry (ASPBI) showed that a total of 1,738 establishments in the formal sector of the economy were engaged in arts, entertainment and recreation activities in 2020. This indicates a decrease of -47.7 percent compared with the 3,321 establishments in 2019. (Figure 1, and Tables A and 1)

Among industry groups, other amusement and recreation activities reported the highest number of 719 establishments or 41.4 percent of the total establishments for the section in 2020. This was followed by gambling and betting activities with 630 establishments (36.2%) and sports activities with 312 establishments (18.0%). On the other hand, libraries, archives, museums and other cultural activities recorded the least number of 34 establishments (2.0%). (Figure 1 and Table 1)

Figure 1. Distribution of Establishments Under Arts, Entertainment and Recreation Section by Industry Group: Philippines, 2020



Note: Details may not add up to totals due to rounding.
Source: Philippine Statistics Authority, 2020 ASPBI (Final Results)

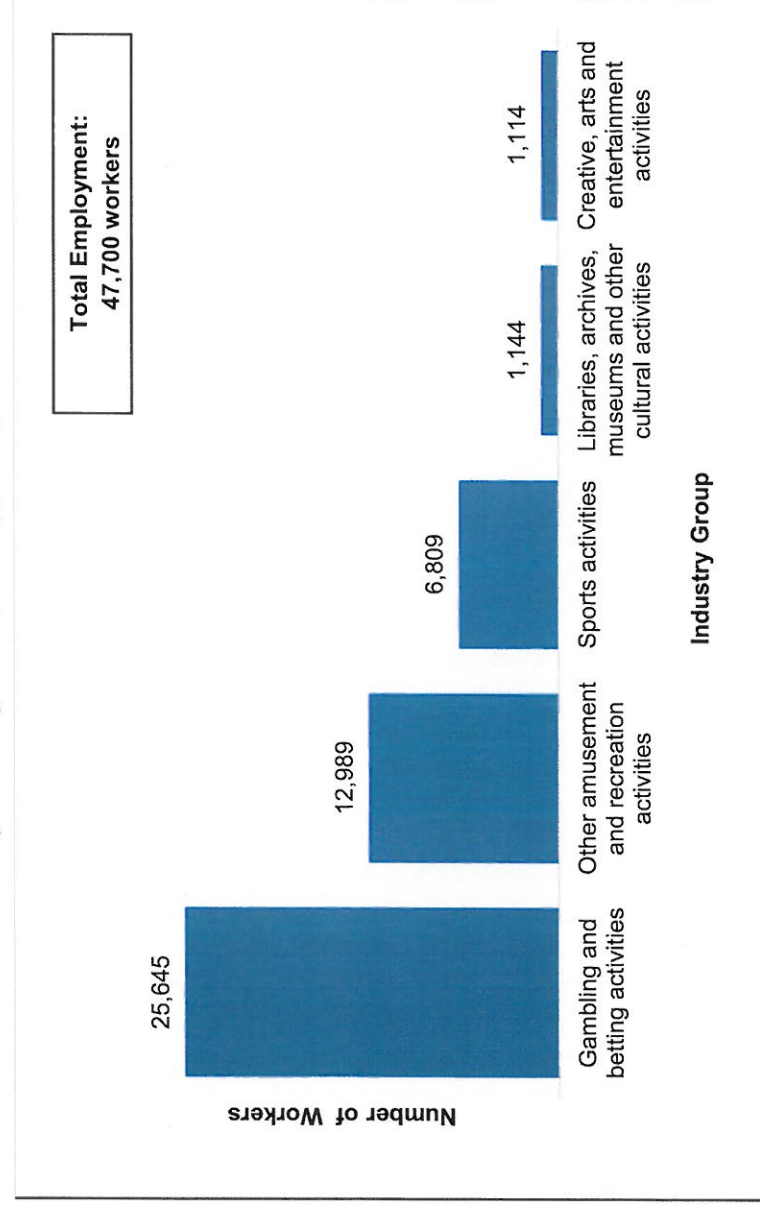
Gambling and betting activities industry group employed the highest number of workers

The section employed a total of 47,700 workers in 2020, indicating a decline of -40.5 percent from the recorded total employment of 80,125 workers in 2019. Of the total employment in 2020, 47,095 workers (98.7%) were paid employees, while the rest were working owners and unpaid workers. (Tables A and 1)

Among industry groups, gambling and betting activities employed the highest number of 25,645 workers (53.8%). This was followed by other amusement and recreation activities with 12,989 workers (27.2%) and sports activities with 6,809 workers (14.3%). (Figure 2 and Table 1)

At the regional level, the National Capital Region (NCR) recorded the highest employment of 20,793 workers (43.6%). This was followed by CALABARZON with 6,924 workers (14.5%) and Central Luzon with 4,082 workers (8.6%), (Table 3)

Figure 2. Distribution of Employment for Arts, Entertainment and Recreation Section by Industry Group: Philippines, 2020



Note: Details may not add up to totals due to rounding.
Source: Philippine Statistics Authority, 2020 ASPBI (Final Results)

NCR had the highest average number of workers per establishment

The section recorded an average number of 27 workers per establishment in 2020, which indicates an increase of 12.5 percent compared with the average number of 24 workers per establishment posted in 2019. (Tables A, 2, and 4)

By industry group, gambling and betting activities posted the highest average number of 41 workers per establishment. Libraries, archives, museums and other cultural activities followed with an average number of 34 workers per establishment. On the other hand, other amusement and recreation activities recorded the lowest average number of 18 workers per establishment. (Table 2)

Region-wise, NCR registered the highest average number of 66 workers per establishment in 2020. This was followed by Cagayan Valley and CALABARZON with recorded average number per establishment of 51 workers and 30 workers, respectively. (Table 4)

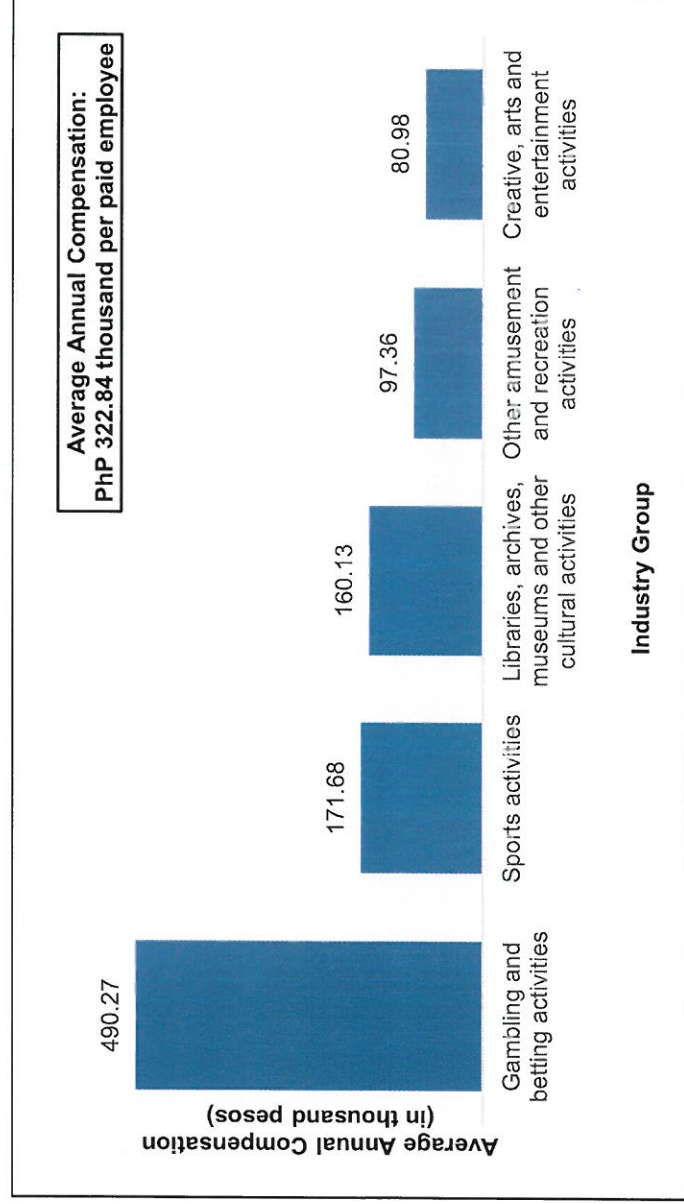
Gambling and betting activities industry group paid the highest average annual compensation

In 2020, the section paid a total compensation of PhP 15.20 billion to its employees. This translates to an average annual compensation of PhP 322.84 thousand per paid employee, posting a decrease of -18.6 percent from the average annual compensation of PhP 396.77 thousand per paid employee in 2019. (Tables A, 2, and 4)

Among industry groups, gambling and betting activities paid the highest average annual compensation of PhP 490.27 thousand per paid employee. This was followed by sports activities and libraries, archives, museums and other cultural activities, which paid average annual compensation per paid employee of PhP 171.68 thousand and Php 160.13 thousand, respectively. (Figure 3 and Table 2)

Among regions, NCR paid the highest average annual compensation of PhP 507.31 thousand per paid employee. Cagayan Valley and Ilocos Region ranked second and third, with average annual compensation per paid employee of PhP 322.75 thousand and PhP 266.18 thousand, respectively. (Table 4)

Figure 3. Average Annual Compensation of Paid Employees for Arts, Entertainment and Recreation Section by Industry Group: Philippines, 2020



Source: Philippine Statistics Authority, 2020 ASPBI (Final Results)

Gambling and betting activities contributed the highest share to total revenue and total expense

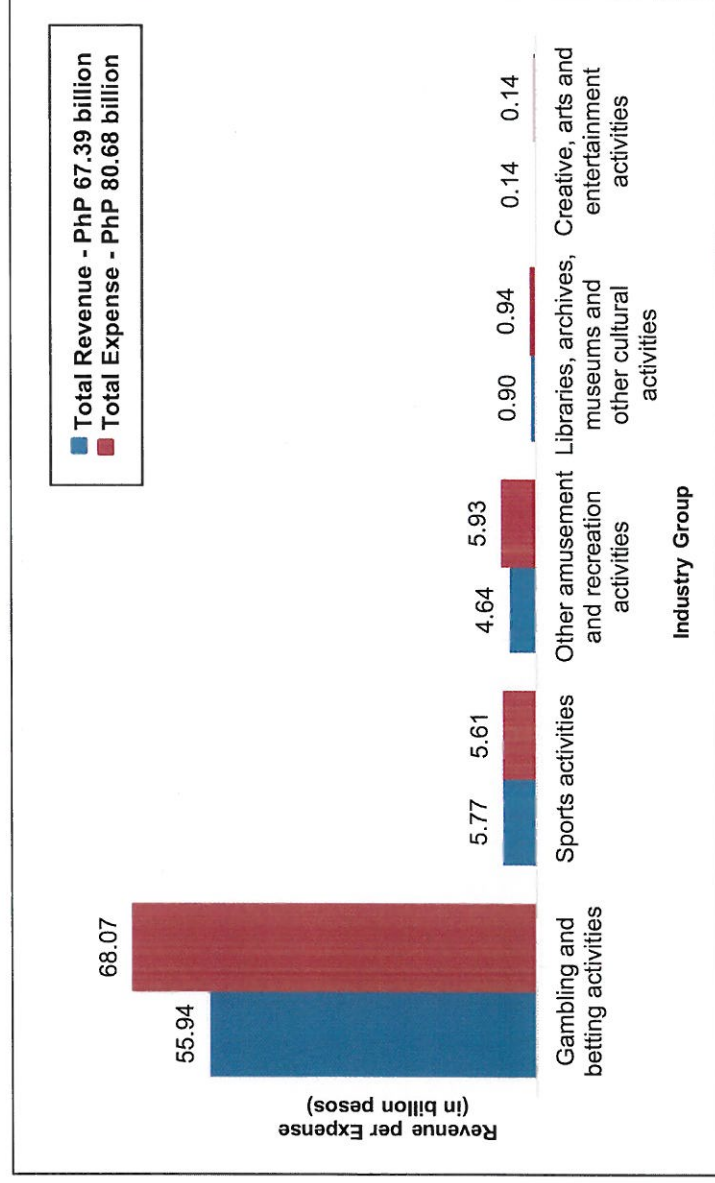
The section generated a total revenue of PhP 67.39 billion in 2020, indicating a decrease of -72.1 percent from the total revenue of PhP 241.91 billion in 2019. Similarly, the total expense incurred by the section at PhP 80.68 billion in 2020 reflected a decrease of -57.6 percent from the total expense of PhP 190.49 billion in 2019. (Figure 4, and Tables A and 1)

The revenue generated and expense incurred by the top three industry groups of the section were as follows:

1. Gambling and betting activities had the highest share with total revenue of Php 55.94 billion (83.0%) and total expense of Php 68.07 billion and PhP 68.07 billion (84.4%),
2. Sports activities with total revenue of PhP 5.77 billion (8.6%) and total expense of PhP 5.61 billion (7.0%); and
3. Other amusement and recreation activities with total revenue of PhP 4.64 billion (6.9%) and total expenditure of PhP 5.93 billion (7.4%). (Figure 4 and Table 1)

Region-wise, NCR generated the highest total revenue of PhP 50.85 billion (75.5%) and incurred the highest total expense of PhP 62.96 billion (78.0%). (Table 3)

Figure 4. Total Revenue and Total Expense for Arts, Entertainment and Recreation Section by Industry Group: Philippines, 2020



Note: Details may not add up to totals due to rounding.

Source: Philippine Statistics Authority, 2020 ASPBI (Final Results)

Gambling and betting activities registered the highest return

The section generated a revenue per peso expense ratio of 0.84 in 2020, indicating a decline of -33.9 percent from the revenue per peso expense ratio of 1.27 in 2019. This indicates that for every peso spent in 2020, the section generated a corresponding revenue of PhP 0.84.

Among industry groups, sports activities recorded the highest revenue per peso expense ratio of 1.03. On the other hand, other amusement and recreation activities had the lowest revenue per peso expense ratio of 0.78. (Table 2)

Libraries, archives, museums and other cultural activities is the lone recipient of subsidy

Subsidies are special grants in the form of financial assistance or tax exemption or tax privilege given by the government to aid and develop an industry. The section received a total subsidy of PhP 3.90 million from the government in 2020, which indicates a decrease of -98.7 percent from the PhP 304.29 million subsidies received by the section in 2019. Libraries, archives, museum and other cultural activities was the lone recipient of this total subsidy. (Tables A and 1)

Of the 17 regions, two received subsidies from the government in 2020. These regions were Davao Region with PhP 3.00 million and MIMAROPA Region with PhP 0.90 million worth of subsidies. (Table 3)

Mlaun
for DIVINA GRACIA L. DEL PRADO, PhD
Assistant Secretary *7/28/23*
Deputy National Statistician
Sectoral Statistics Office

RICHELLE AN
RICHELLE AN
RCL/SCDG