

SPECIAL RELEASE

2021 Survey on Information and Communications Technology (SICT) For Non-core ICT Industries Final Results

Date of Release: 10 May 2024
Reference No. 2024-SSO- 056

Table A. Number and Proportion of Establishments/Employees According to Selected Information and Communications Technology (ICT) Indicators for Non-core ICT Industries: Philippines, 2021

ICT Indicators	Number	Proportion (%)
1. Establishments:		
Total Number of Establishments	276,176	
Owned and Used Computers and Communication Equipment	250,402	90.7
With Internet	222,696	80.6
With Website	58,519	21.2
With E-Commerce via the Internet	85,870	31.1
With Business Transaction Via Cellular Mobile Phone/Smartphone	126,749	45.9
With Social Media Account	114,144	41.3
2. Employees:		
Total Number of Employees	4,974,663	
Routinely Using Computer at Work	1,586,239	31.9
Routinely Using Computer with Internet Connection/Access at Work	1,491,225	30.0

Source: Philippine Statistics Authority, 2021 SICT (Final Results)

The 2021 SICT was undertaken nationwide and covered 18 sections in the 2009 Philippine Standard Industrial Classification. This special release presents the final results of the 2021 SICT for non-core ICT industries. Non-core ICT industries exclude the Information and Communication section, some industries in the Manufacturing section, the Wholesale and Retail Trade; Repair of Motor Vehicles and Motorcycles section, Administrative and Support Service Activities section, and the Other Service Activities section, which are under the Core ICT industries.

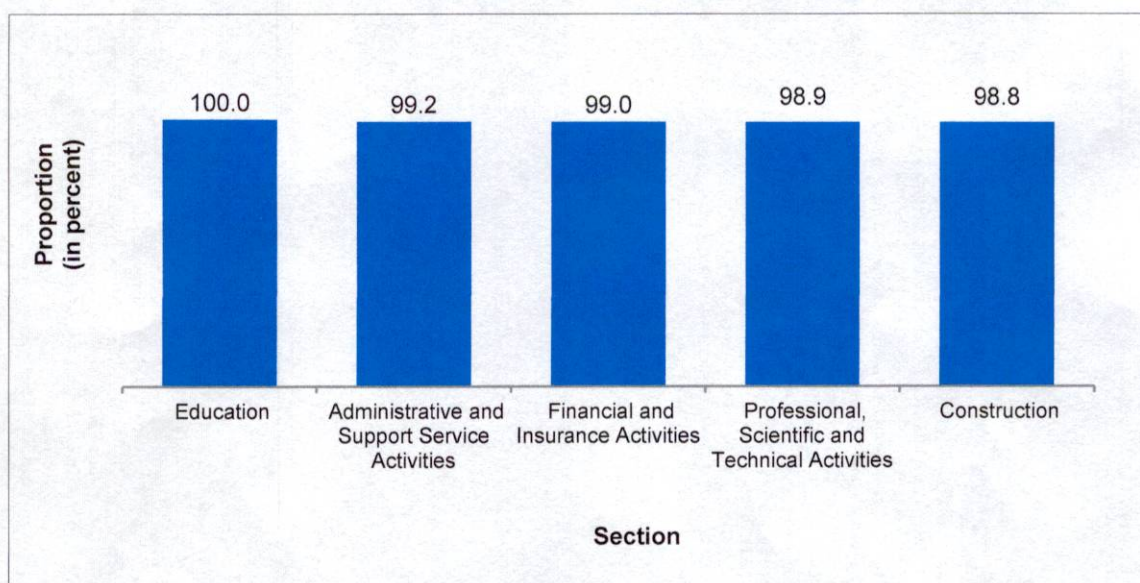


1. All establishments under Education section owned and used computers and communication equipment

A total of 276,176 establishments in the non-core ICT industries were recorded in 2021. Of this total, 250,402 establishments or 90.7 percent owned and used computers and communication equipment in their business operations. (Tables A and 1)

By section, 9,506 establishments or 100.0 percent of the establishments under Education owned and used computers and communication equipment. This was followed by Administrative and Support Service Activities with 4,825 establishments or 99.2 percent of the section's total number of establishments and Financial and Insurance Activities with 42,255 establishments or 99.0 percent of the section's total number of establishments. (Figure 1 and Table 1)

Figure 1. Proportion of Establishments that Owned and Used Computers and Communication Equipment for the Top Five Sections under Non-core ICT Industries: Philippines, 2021



Source: Philippine Statistics Authority, 2021 SICT (Final Results)

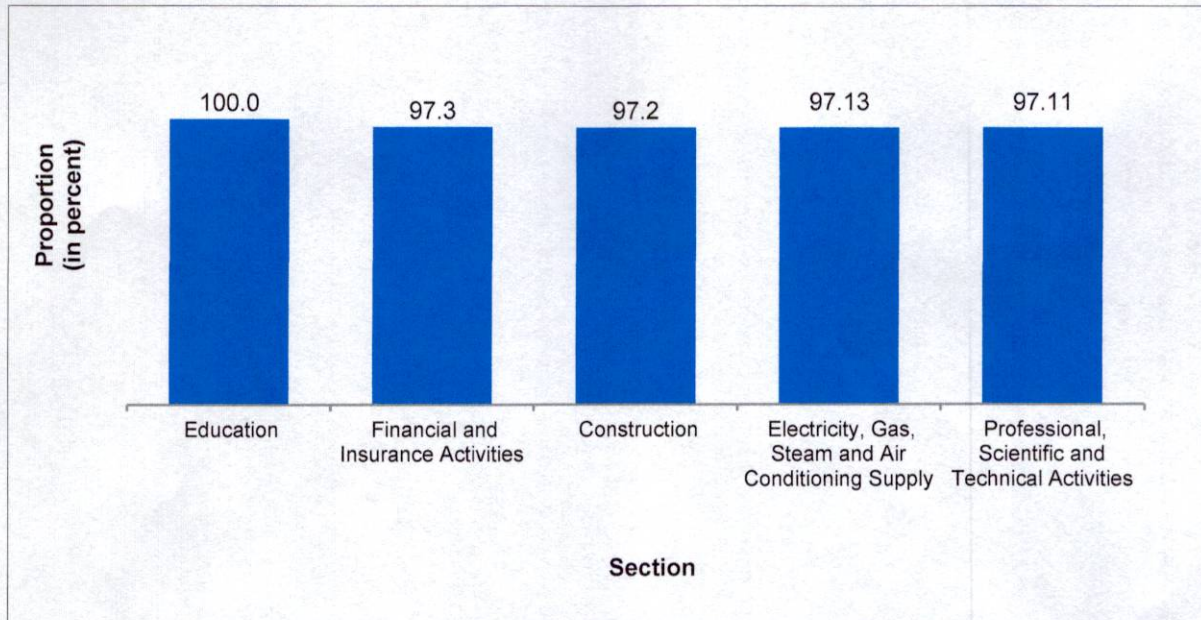
2. All establishments under Education section had internet connection or access

Of the total number of establishments in the non-core ICT industries, 222,696 establishments or 80.6 percent had internet connection or access in 2021. (Tables A and 1)

By section, Education recorded 9,506 establishments or 100.0 percent of the establishments have internet connection or access. This was followed by Financial and Insurance Activities with 41,527 establishments or

97.3 percent of the section's total number of establishments and Construction with 2,228 establishments or 97.2 percent of the section's total number of establishments. (Figure 2 and Table 1)

Figure 2. Proportion of Establishments with Internet Access for the Top Five Sections under Non-core ICT Industries: Philippines, 2021

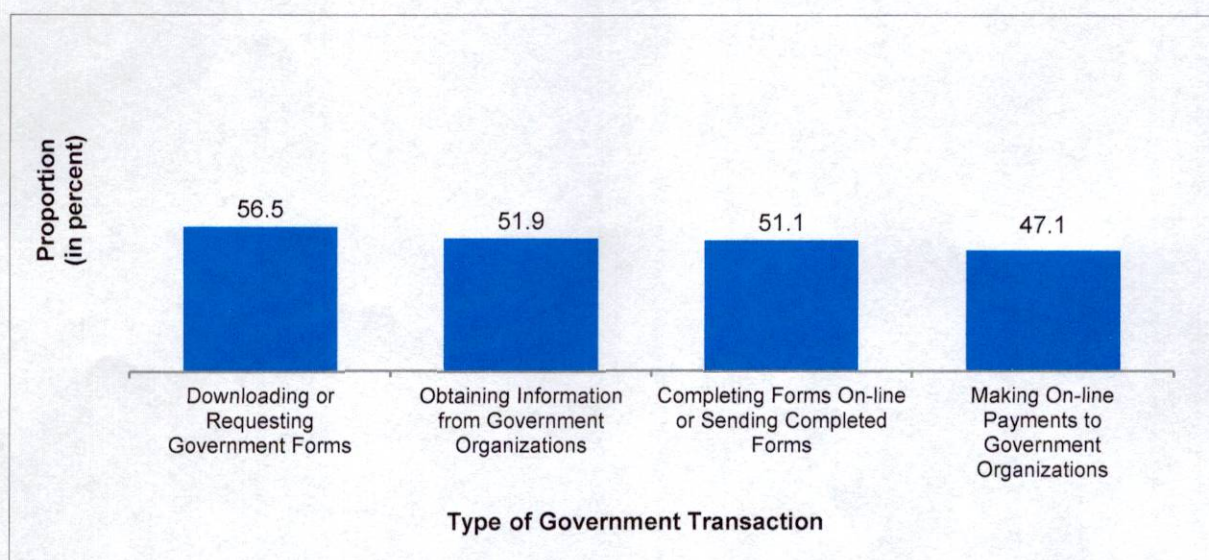


Source: Philippine Statistics Authority, 2021 SICT (Final Results)

The internet was used by establishments under non-core ICT industries to avail the following type of transactions in the government offices:

- Downloading or requesting government forms, 125,746 establishments or 56.5 percent;
- Obtaining information from government organizations, 115,512 establishments or 51.9 percent;
- Completing forms on-line or sending completed forms, 113,725 establishments or 51.1 percent; and
- Making on-line payments to government organizations, 104,941 establishments or 47.1 percent. (Figure 3 and Table 6)

Figure 3. Proportion of Establishments under Non-core ICT Industries which used the Internet for Transactions in Government Agencies by Type of Government Transaction: Philippines, 2021



Source: Philippine Statistics Authority, 2021 SICT (Final Results)

Moreover, the establishments under the non-core ICT industries also used the internet for the following activities:

- a. Obtaining information from other organizations, 89,887 establishments (40.4%);
- b. Sharing or distribution of information within the establishment, 71,537 establishments (32.1%);
- c. Staff training, 67,034 establishments (30.1%);
- d. Internal or external recruitment, 55,335 establishments (24.8%); and
- e. Sharing or distribution of information with other organizations, 52,849 establishments (23.7%). (Table 5)

3. Electricity, Gas, Steam and Air Conditioning Supply section had the highest proportion of establishments with website

In 2021, the number of establishments with website in the non-core ICT industries reached 58,519 or 21.2 percent of the total number of establishments. (Tables A and 2)

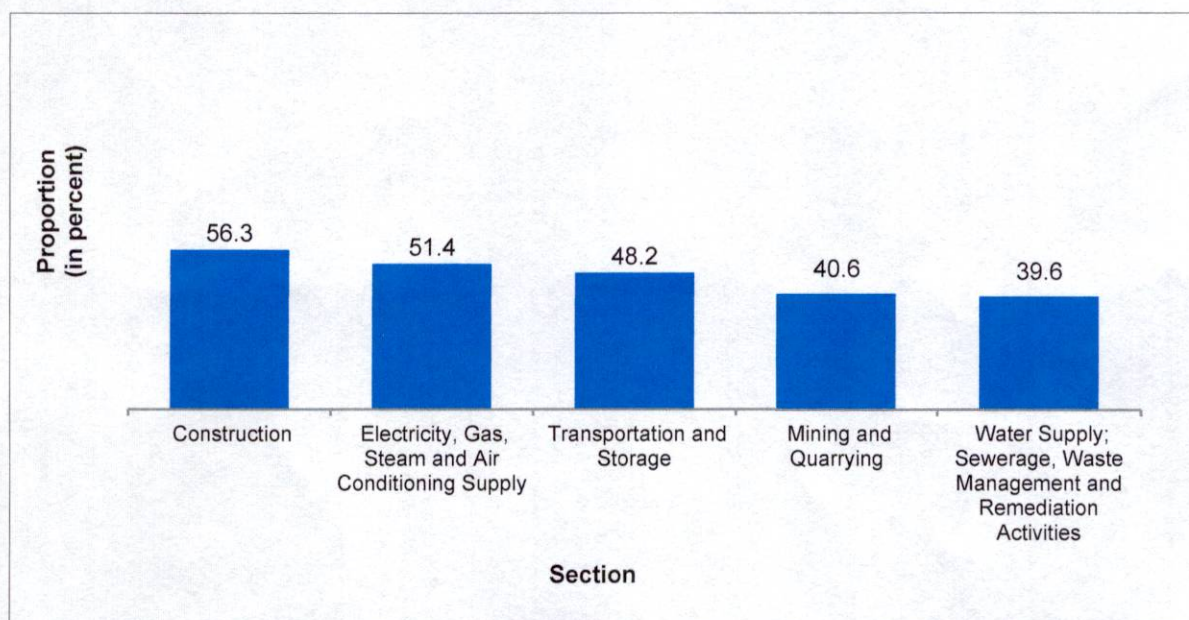
By section, Electricity, Gas, Steam and Air Conditioning Supply reported the highest proportion of establishments with website of 240 establishments or 57.4 percent of the section's total number of establishments. This was followed by Financial and Insurance Activities with 19,541 establishments or 45.8 percent of the section's total number of establishments and Education with 2,541 establishments or 26.7 percent of the section's total number of establishments. (Table 2)

4. Construction section had the highest proportion of establishments with e-commerce transactions via the internet

A total of 85,870 establishments or 31.1 percent of the total number of establishments under the non-core ICT industries had e-commerce transactions via the internet in 2021. (Tables A and 3)

By section, Construction had the highest proportion of establishments with e-commerce transactions via the internet with 1,291 establishments or 56.3 percent of the section's total number of establishments. This was followed by Electricity, Gas, Steam and Air Conditioning Supply with 215 establishments or 51.4 percent of the section's total number of establishments and Transportation and Storage with 1,442 establishments or 48.2 percent of the section's total number of establishments. (Figure 4 and Table 3)

Figure 4. Proportion of Establishments with E-commerce Transactions via the Internet for the Top Five Sections under Non-core ICT Industries: Philippines, 2021



Source: Philippine Statistics Authority, 2021 SICT (Final Results)

5. Mining and Quarrying section had the highest proportion of establishments that used cellular mobile phone/smartphone in business transactions

A cellular mobile phone/smartphone is another medium that can be used for doing business. A total of 126,749 establishments under the non-core ICT industries or 45.9 percent of the total number of establishments used

mobile phone/smartphone in their business transactions in 2021. (Tables A and 3)

The following are the top five sections under the non-core ICT industries in terms of proportion of establishments which used mobile phone/smartphone in their business transactions:

- a. Mining and Quarrying, 197 establishments or 62.9 percent;
- b. Construction, 1,389 establishments or 60.6 percent;
- c. Accommodation and Food Service Activities, 18,246 establishments or 54.9 percent;
- d. Human Health and Social Work Activities, 3,974 establishments or 54.7 percent; and
- e. Transportation and Storage, 1,588 establishments or 53.1 percent. (Table 3)

6. Education section had the highest proportion of establishments with social media account

The presence of social media account was reported by 114,144 establishments under the non-core ICT industries or 41.3 percent of the total number of establishments in 2021. (Tables A and 4)


By section, Education had the highest proportion of establishments with social media account with 6,401 establishments or 67.3 percent of the section's total number of establishments. This was followed by Human Health and Social Work Activities with 4,245 establishments or 58.5 percent of the section's total number of establishments and Financial and Insurance Activities with 23,457 establishments or 55.0 percent of the section's total number of establishments. (Table 4)

7. Financial and Insurance Activities section had the highest proportion of employees routinely using computer at work and routinely using computer with internet connection or access at work


A total of 4,974,663 employees was recorded under the non-core ICT industries in 2021. Of the total employees, 1,586,239 or 31.9 percent routinely used computer at work, and 1,491,225 employees or 30.0 percent routinely used computer with internet connection or access at work. (Tables A and 7)

Financial and Insurance Activities section led in terms of proportion of employees that routinely used computer at work and used computer with internet connection or access at work with 270,810 employees or

76.0 percent of the section's total number of employees and 262,816 employees or 73.7 percent of the section's total number of employees, respectively. On the other hand, Agriculture, Forestry and Fishing section had the least proportion of employees who routinely used computer at work with 12,537 employees or 8.7 percent of the section's total number of employees and the least proportion of employees who routinely used computer with internet connection or access at work with 9,307 employees or 6.4 percent of the section's total number of employees. (Table 7)



DIVINA GRACIA L. DEL PRADO, PhD
Assistant Secretary
Deputy National Statistician
Sectoral Statistics Office


RCL/SCDG