



# SPECIAL RELEASE

## 2019 Annual Survey of Philippine Business and Industry Transportation and Storage Sector Preliminary Results

Date of Release: 13 April 2022  
Reference No. 2022-156

Table A. Summary Statistics for Transportation and Storage  
Sector: Philippines, 2019

Particulars	2019
Number of Establishments	2,950
Employment	224,063
Average Number of Workers per Establishment	76
Compensation (in thousand pesos)	85,713,477
Average Annual Compensation	384,541
Revenue (in thousand pesos)	734,998,709
Expense (in thousand pesos)	692,343,500
Revenue per Expense Ratio	1.06
Subsidies (in thousand pesos)	12,407,670

Source: Philippine Statistics Authority, 2019 ASPBI (Preliminary Results)

### Support activities for transportation industry posted the highest in terms of number of establishments

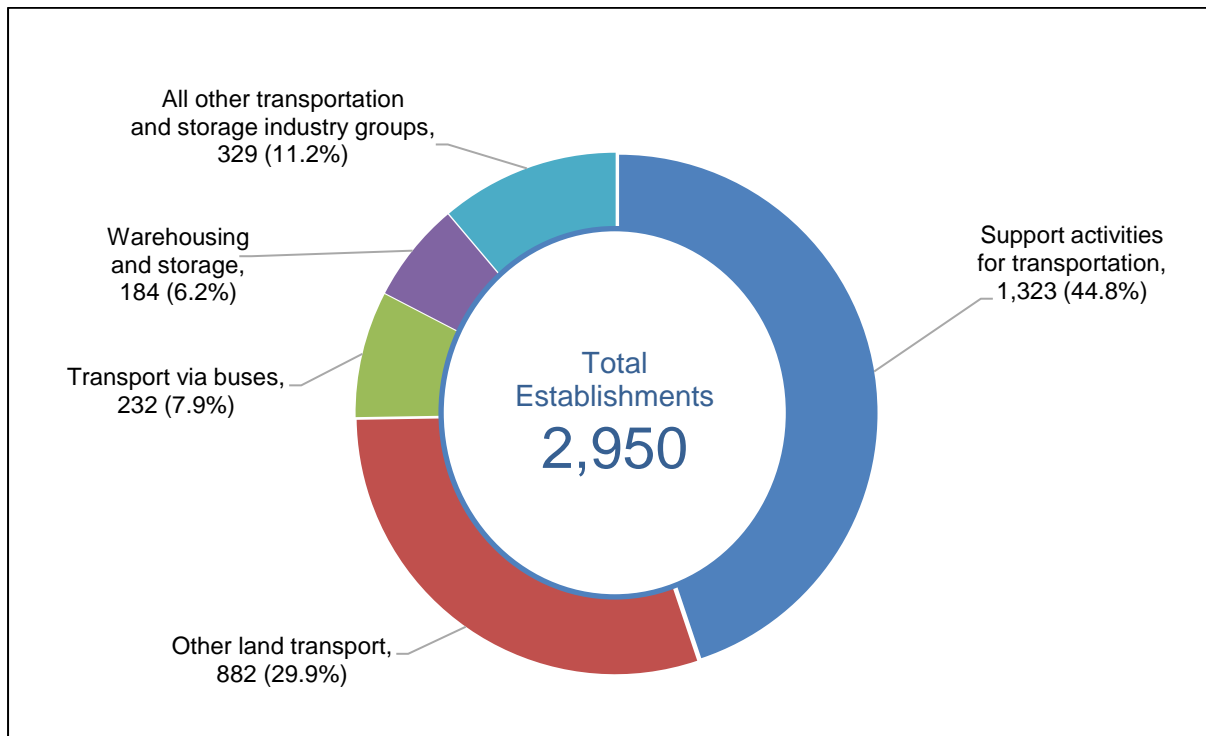
The preliminary results of the Annual Survey of Philippine Business and Industry (ASPBI) showed that a total of 2,950 establishments in the formal sector of the economy were engaged in transportation and storage activities in 2019. (Tables A and 1, and Figure 1)

Among the industries, support activities for transportation posted the highest number of establishments of 1,323 or 44.8 percent of the total. This was followed by other land transport activities with



882 establishments (29.9%) and transport via buses with 232 establishments (7.9%). (Table 1 and Figure 1)

Figure 1. Percentage Distribution of Transportation and Storage Sector by Industry Group: Philippines, 2019



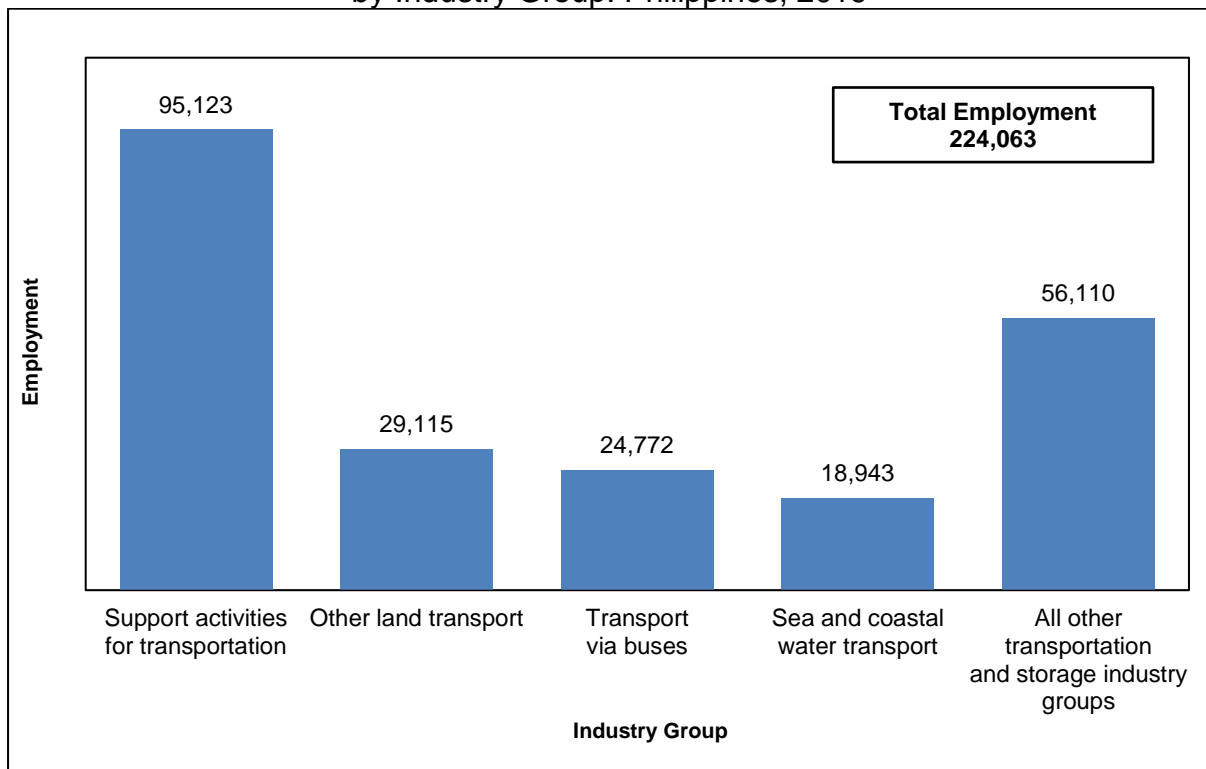
Source: Philippine Statistics Authority, 2019 ASPBI (Preliminary Results)

### **Support activities for transportation industry employed the highest number of workers**

The total employment for the sector was recorded at 224,063 in 2019. Of the total, 222,898 workers (99.5%) were paid employees, while the rest were working owners and unpaid workers. (Tables A and 1)

Industry-wise, support activities for transportation employed the highest number of 95,123 workers or 42.5 percent of the total. This was followed by other land transport with 29,115 workers (13.0%) and transport via buses with 24,772 workers (11.1%). (Table 1 and Figure 2)

Figure 2. Distribution of Employment for Transportation and Storage Sector by Industry Group: Philippines, 2019



Source: Philippine Statistics Authority, 2019 ASPBI (Preliminary Results)

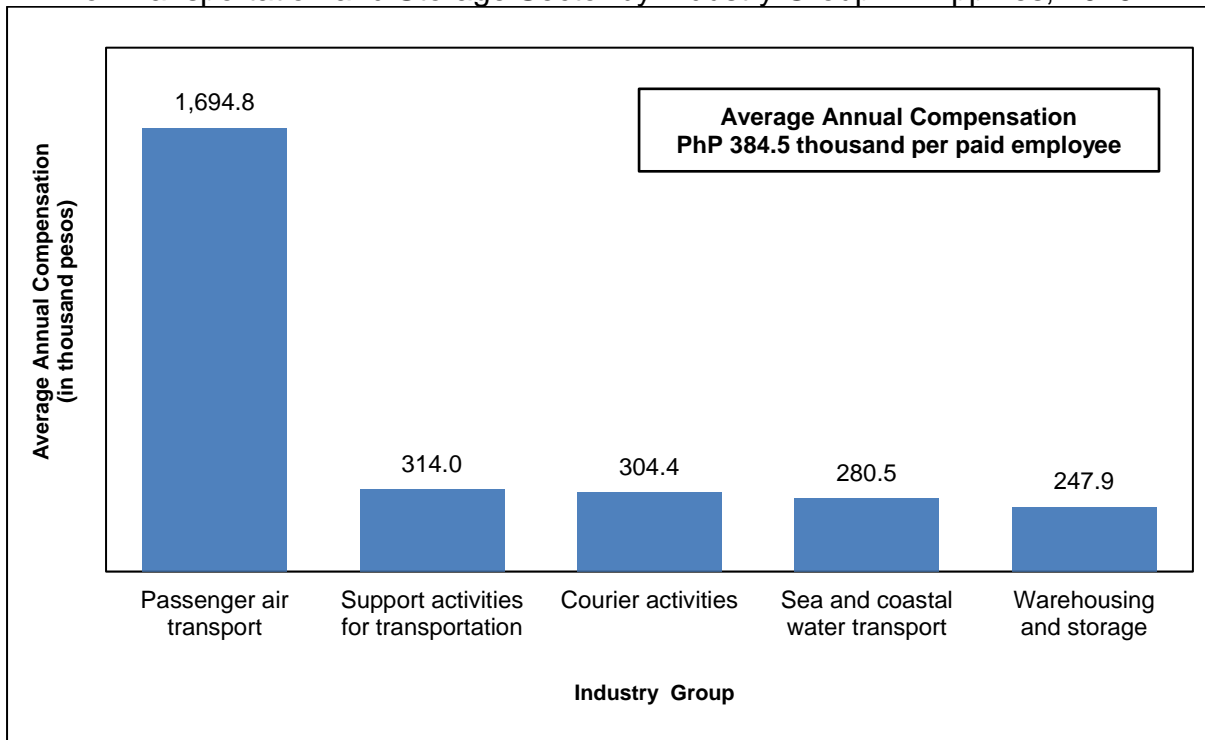
In 2019, the sector recorded an average of 76 workers per establishment. Passenger air transport posted the highest average of 604 workers per establishment. Courier activities followed with an average of 159 workers per establishment, and sea and coastal water transport with 126 workers per establishment. (Tables A and 2)

### **Passenger air transport industry paid the highest average annual compensation**

The sector paid a total compensation of PhP 85.71 billion to its employees in 2019. This translates to an average annual compensation of PhP 384.54 thousand per paid employee. (Tables A, 1 and 2)

Among the industries, passenger air transport paid the highest average annual compensation of PhP 1.69 million per paid employee. This was followed by support activities for transportation paying PhP 313.99 thousand per paid employee. Courier activities came in third with an average annual compensation of PhP 304.39 thousand per paid employee. (Table 2 and Figure 3)

Figure 3. Average Annual Compensation of Paid Employees for Top Five Industries of Transportation and Storage Sector by Industry Group: Philippines, 2019



Source: Philippine Statistics Authority, 2019 ASPBI (Preliminary Results)

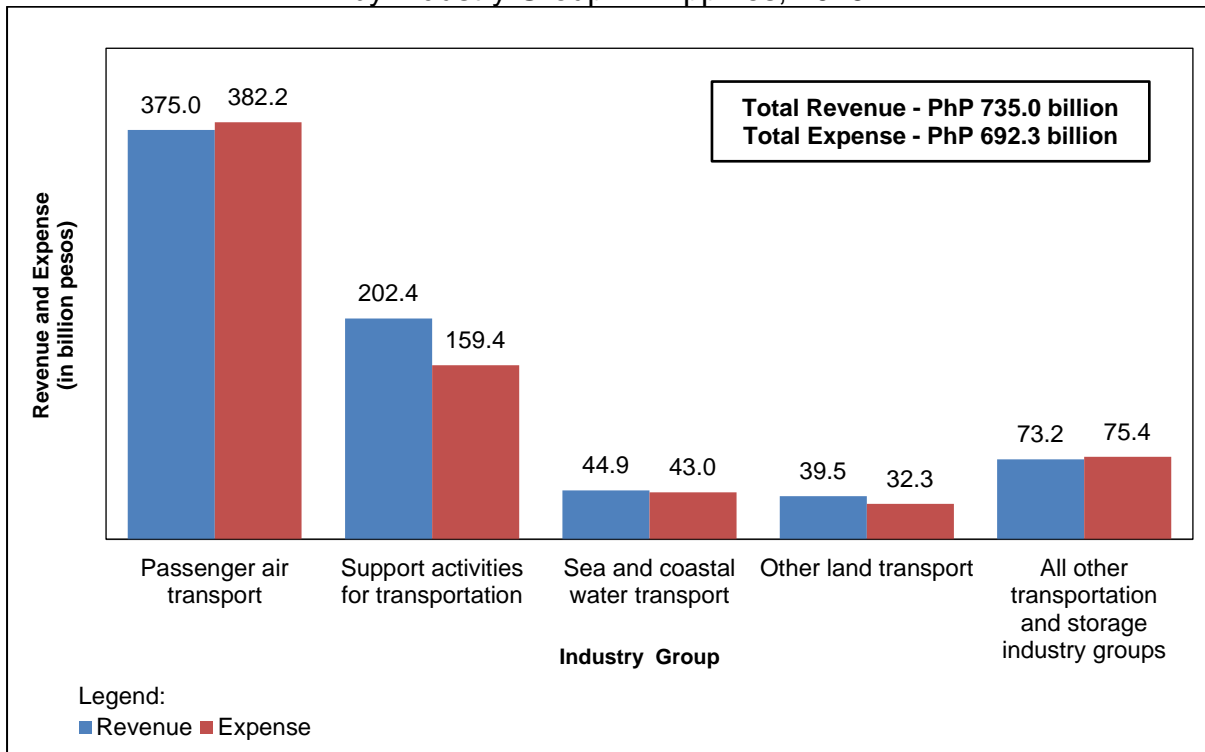
### Passenger air transport industry group generated the biggest share to total revenue and expense

In 2019, the total revenue generated by the sector reached PhP 735.00 billion, while total expense incurred amounted to PhP 692.34 billion. (Tables A and 1, Figure 4)

The top three industry groups in terms of revenue and expense were as follows:

- Passenger air transport activities with revenue amounting to PhP 375.01 billion (51.0%) and expense of PhP 382.15 billion (55.2%);
- Support activities for transportation with revenue of PhP 202.37 billion (27.5%) and expense of PhP 159.43 billion (23.0%); and
- Sea and coastal water transport with PhP 44.88 billion (6.1%) revenue and corresponding expense of PhP 42.99 billion (6.2%). (Tables A and 1)

Figure 4. Revenue and Expense for Transportation and Storage Sector by Industry Group: Philippines, 2019



Source: Philippine Statistics Authority, 2019 ASPBI (Preliminary Results)

The revenue generated per peso expense by the sector stood at 1.06 in 2019. Among the industries, support activities for transportation recorded the highest revenue per peso expense of 1.27. Warehousing and storage followed with revenue per peso expense of 1.24, and other land transport activities with 1.22. (Tables A and 2)

### Government granted PhP 12.41 billion worth of subsidy

*Subsidies* are special grants in the form of financial assistance or tax exemption or tax privilege given by the government to aid and develop an industry. The total subsidy granted to the sector reached PhP 12.41 billion in 2019, of which PhP 297.7 million was used to finance support activities for transportation. (Tables A and 1)

**DENNIS S. MAPA, Ph.D.**

Undersecretary

National Statistician and Civil Registrar General