



REPUBLIC OF THE PHILIPPINES  
**PHILIPPINE STATISTICS AUTHORITY**

## SPECIAL RELEASE

### **2019 Survey on Information and Communication Technology (SICT) For All Establishments Final Results**

Date of Release: 27 February 2023  
Reference No. 2023-SSO-028

Table A. Number of Establishments/Employees According to Selected  
Information and Communication Technology (ICT) Indicators  
for All Establishments: Philippines, 2019

ICT Indicators	2019	Percent Share (%)
Total Number of Establishments	282,865	
That Owned and Used Computers and Communication Equipment	268,314	94.9
With Internet	228,076	80.6
With Website	68,809	24.3
With E-Commerce via the Internet	62,412	22.1
With Business Transaction Via Cellular Mobile Phone	131,575	46.5
With Social Media Account	115,519	40.8
Total Number of Employees	7,736,866	
Routinely Using Computer at Work	3,303,199	42.7
Routinely Using Computer with Internet Connection/Access at Work	2,950,943	38.1

Source: Philippine Statistics Authority, 2019 SICT (Final Results)

This Special Release presents the final results of the 2019 Survey on Information and Communication Technology (SICT) for All Establishments, comprised of the core and non-core ICT industries. The survey covered the 18 sectors of the 2009 Philippine Standard Industrial Classification (PSIC), which are presented at the national level by sector. The 2019 SICT was conducted in 2020 as a rider to the 2019 Annual Survey of Philippine Business and Industry.



Management  
System  
ISO 9001:2015  
www.tuv.com  
ID 310864091



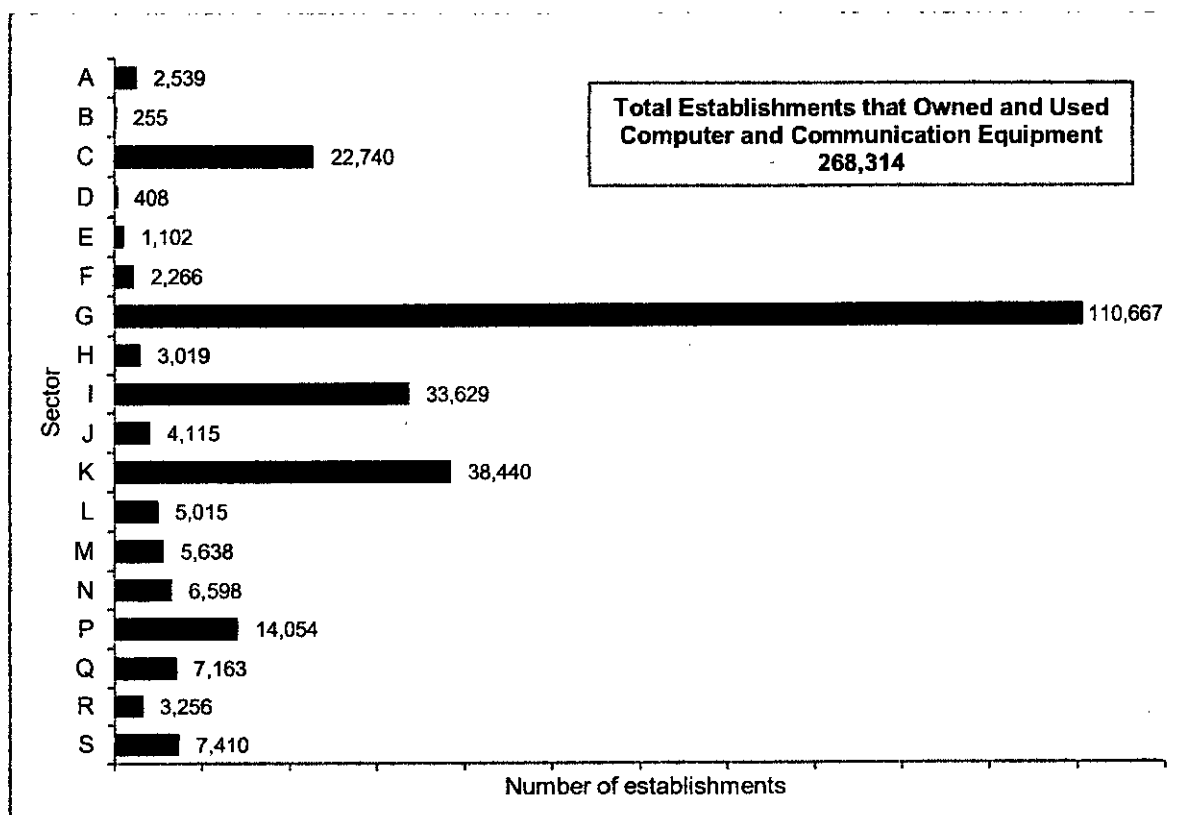
PSA Complex, East Avenue, Diliman, Quezon City, Philippines 1101  
Telephone: (632) 8938-5267  
Website: [www.psa.gov.ph](http://www.psa.gov.ph)

# **1. Number of establishments that owned and used computers and communication equipment reached 268,314**

A total of 282,865 establishments were recorded in the country in 2019. Out of this number, 268,314 establishments or 94.9 percent owned and used computers and communication equipment in their business operations. (Tables A and 1)

Among the 18 sectors covered, Wholesale and Retail Trade; Repair of Motor Vehicles and Motorcycles sector led in terms of the number of establishments that owned and used computers and communication equipment with 110,667 establishments or 41.2 percent of the total. This was followed by Financial and Insurance Activities sector with 38,440 establishments or 14.3 percent and Accommodation and Food Service Activities sector with 33,629 establishments or 12.5 percent of the total. On the other hand, Mining and Quarrying sector reported the least number of 255 establishments or 0.1 percent that owned and used computers and communication equipment in their business operations. (Figure 1 and Tables A and 1)

Figure 1. Number of Establishments that Owned and Used Computers and Communication Equipment for All Establishments by Sector  
Philippines, 2019



Note: Refer to Table B for sector description.

Source: Philippine Statistics Authority, 2019 SICT (Final Results)

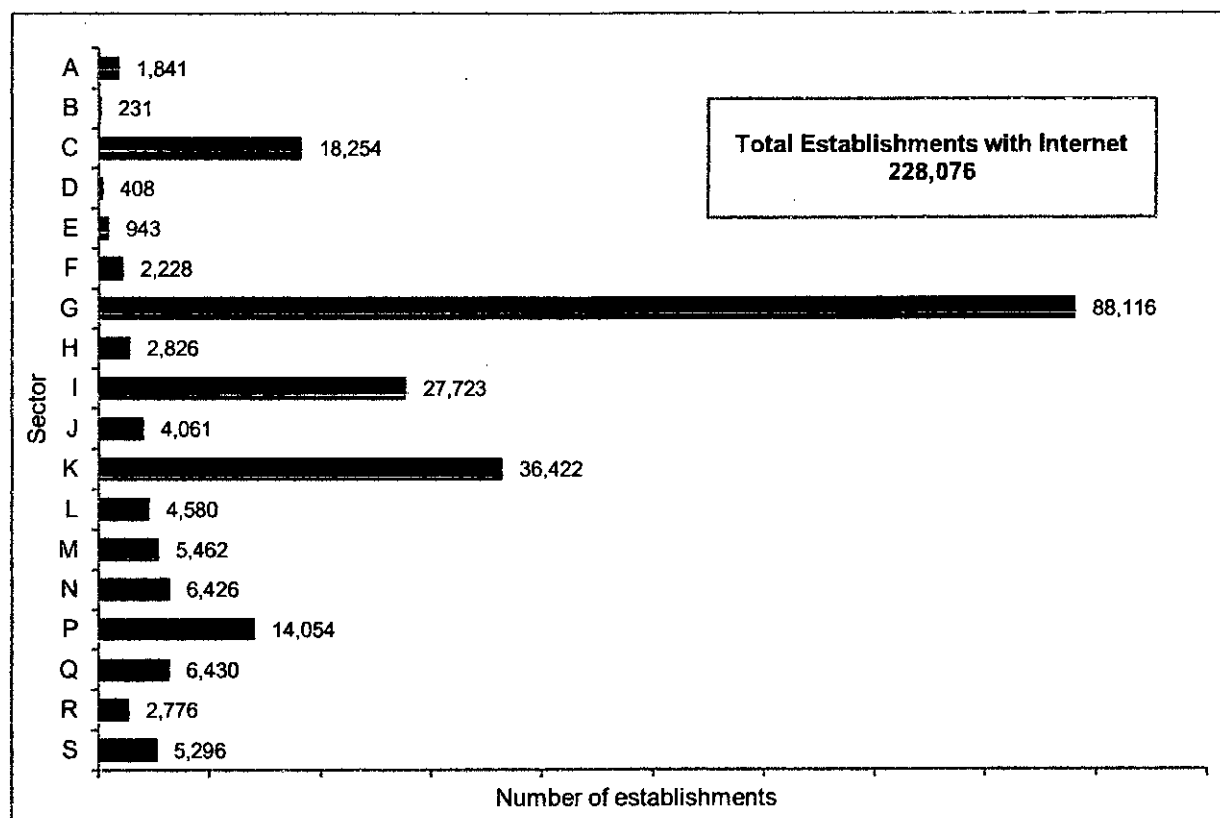
**Table B. Sector Code and Description based on the 2009 Philippine Standard Industrial Classification (PSIC)**

<b>2009 PSIC Code</b>	<b>Description</b>	<b>2009 PSIC Code</b>	<b>Description</b>	<b>2009 PSIC Code</b>	<b>Description</b>
A	Agriculture, Forestry and Fishing	G	Wholesale and Retail Trade; Repair of Motor Vehicles and Motorcycles	M	Professional, Scientific and Technical Activities
B	Mining and Quarrying	H	Transportation and Storage	N	Administrative and Support Service Activities
C	Manufacturing	I	Accommodation and Food Service Activities	P	Education
D	Electricity, Gas, Steam and Air Conditioning Supply	J	Information and Communication	Q	Human Health and Social Work Activities
E	Water Supply; Sewerage, Waste Management and Remediation Activities	K	Financial and Insurance Activities	R	Arts, Entertainment and Recreation
F	Construction	L	Real Estate Activities	S	Other Service Activities

## **2. About eight in ten establishments had internet connection or access**

The total number of establishments with internet connection or access was recorded at 228,076 or 80.6 percent of the total number of establishments in 2019. Wholesale and Retail Trade; Repair of Motor Vehicles and Motorcycles sector posted the highest number of establishments with internet connection or access, which has a total of 88,116 establishments (38.6%). This was followed by Financial and Insurance Activities sector and Accommodation and Food Service Activities sector with 36,422 establishments (16.0%) and 27,723 establishments (12.2%), respectively. (Figure 2 and Tables A and 1)

Figure 2. Number of Establishments with Internet Connection or Access for All Establishments by Sector: Philippines, 2019




Note: Refer to Table B for sector description.

Source: Philippine Statistics Authority, 2019 SICT (Final Results)

In 2019, there were 139,503 establishments or 49.3 percent of the total number of establishments which used the internet in downloading or requesting government forms. Among the sectors, Wholesale and Retail Trade; Repair of Motor Vehicles and Motorcycles sector registered the highest number of 48,104 establishments (34.5%), which used the internet in downloading or requesting government forms. Meanwhile, the Mining and Quarrying sector registered the least with 185 establishments (0.1%), which used the internet in downloading or requesting government forms. (Figure 3 and Table 7)

Figure 3. Number of Establishments which Used the Internet for Downloading or Requesting Government Forms for All Establishments: Philippines, 2019



Note: Refer to Table B for sector description.

Source: Philippine Statistics Authority, 2019 SICT (Final Results)

Internet was also used by the establishments for the following activities:

- Obtaining information from other organizations, 116,114 establishments or 41.0 percent;
  - Sharing or distribution of information within the establishment, 96,420 establishments or 34.1 percent;
  - Sharing or distribution of information with other organizations, 78,451 establishments or 27.7 percent;
  - Staff training, 72,210 establishments or 25.5 percent; and
  - Internal or external recruitment, 70,346 establishments or 24.9 percent.
- (Table 6)

### 3. About 69 thousand establishments had website

The number of establishments with website reached 68,809 or 24.3 percent of the total number of establishments reported in 2019. (Tables A and 3)

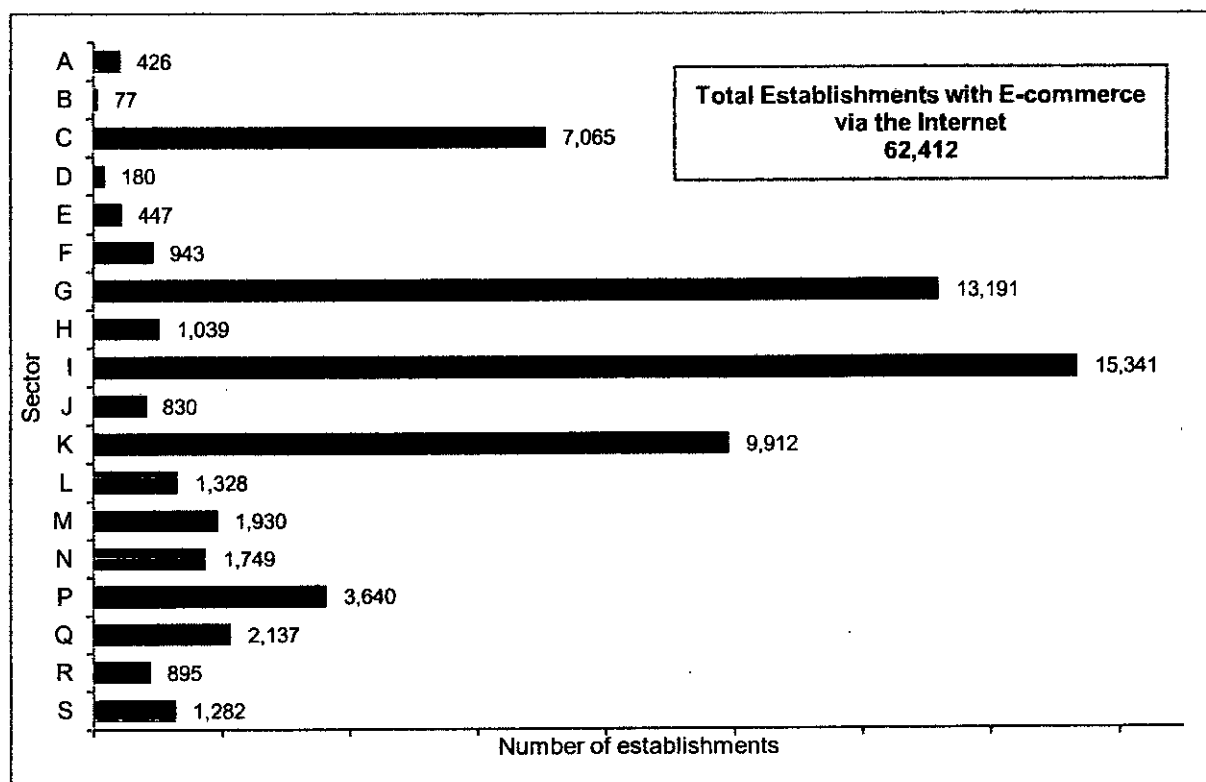
By sector, Wholesale and Retail Trade; Repair of Motor Vehicles and Motorcycles sector reported the highest number of establishments with website at 19,138 establishments (27.8%). This was followed by Financial and Insurance Activities sector with 18,616 establishments (27.1%) and Accommodation and Food Service Activities sector with 9,392 establishments (13.6%). On the other hand, Mining and Quarrying sector had the least with only 38 establishments (0.1%) with website. (Table 3)

**4. Accommodation and Food Service Activities posted the highest number of establishments with e-commerce transactions via the internet**

E-commerce transactions via the internet include receiving orders for goods and services, purchasing goods and services, or both receiving and purchasing goods and services. In 2019, there were 62,412 establishments or about 22.1 percent of the total number of establishments which had e-commerce transactions via the internet. (Tables A and 5)

Of the 18 sectors, Accommodation and Food Service Activities sector had the highest number of establishments with e-commerce transactions via the Internet with 15,341 establishments (24.6%). This was followed by Wholesale and Retail Trade; Repair of Motor Vehicles and Motorcycles sector and Financial and Insurance Activities sector with 13,191 establishments (21.1%) and 9,912 establishments (15.9%), respectively. (Figure 4 and Table 5)

Figure 4. Number of Establishments with E-commerce Transactions via the Internet for All Establishments by Sector: Philippines, 2019



Note: Refer to Table B for sector description.

Source: Philippine Statistics Authority, 2019 SICT (Final Results)

**5. Employees of Wholesale and Retail Trade; Repair of Motor Vehicles and Motorcycles were the most engaged in using mobile phones for business transactions**

The cellular mobile phone is another medium that can be used for doing business. In 2019, there were 131,575 establishments or 46.5 percent of the total establishments which were engaged in the use of mobile phones in their business transactions. (Tables A and 5)

The top five sectors in terms of the number of establishments that used mobile phones in their business transactions in 2019 were the following:

- a. Wholesale and Retail Trade; Repair of Motor Vehicles and Motorcycles, 55,339 establishments or 42.1 percent;
- b. Accommodation and Food Service Activities, 22,569 establishments or 17.2 percent;
- c. Manufacturing, 13,362 establishments or 10.2 percent;
- d. Financial and Insurance Activities, 13,173 establishments or 10.0 percent; and
- e. Education, 4,821 establishments or 3.7 percent. (Table 5)

**6. About four in ten establishments had social media accounts**

The presence of social media accounts was reported at 115,519 establishments or 40.8 percent of the total number of establishments in 2019. (Tables A and 8)

Across sectors, the Wholesale and Retail Trade; Repair of Motor Vehicles and Motorcycles sector had the highest number of 37,594 establishments with social media accounts, while Mining and Quarrying sector had the least with 66 establishments. (Table 8)


**7. Around 3.30 million employees routinely used computer at work, while 2.95 million routinely used computer with internet connection at work**

A total of 7.74 million employees was recorded in 2019 based on the final results of the 2019 Annual Survey of Philippine Business and Industry. Of this number, 3.30 million employees or equivalent to 42.7 percent of the total employees routinely used computer at work in 2019. Moreover, 2.95 million employees routinely used computer with internet connection or access at work, which is around 38.1 percent of the total employees. (Tables A and 2)

By sector, the Administrative and Support Service Activities sector both led the number of employees who routinely used computer at work and routinely used computer with internet connection at work, with 986,003 employees

and 968,275 employees, respectively. On the other hand, Mining and Quarrying had the least number of employees who routinely used computer at work with 3,218 employees, and the least number of employees who routinely used computer with internet connection at work with 3,100 employees. (Table 2)

  
for  
**DIVINA GRACIA L. DEL PRADO, Ph.D.**  
(Assistant National Statistician)  
Officer-in-Charge, Deputy National Statistician  
Sectoral Statistics Office

  
ACL/SCDG