



PRESS RELEASE

Updated Philippine Death Statistics (Preliminary): January 2019 to August 2020

Date of Release: 02 October 2020

Reference No. 2020-252

Explanatory Note

Data on deaths presented in this press release updates the previous release dated 29 July 2020, and obtained from the timely and late registered deaths at the Office of the City/Municipal Registrars throughout the country, and submitted to the Office of the Civil Registrar General through the Philippine Statistics Authority (PSA)-Provincial Offices (POs) for encoding. Information presented includes the deaths that occurred from January 2019 until August 2020 (cut-off date is as of 30 September 2020 on the submission of encoded data files to the PSA-Central Office from POs). Figures presented herein are still preliminary, and may differ in the final counts. Deaths of Filipinos abroad are not yet included in the data, only those who died in the country but whose usual residence is abroad.

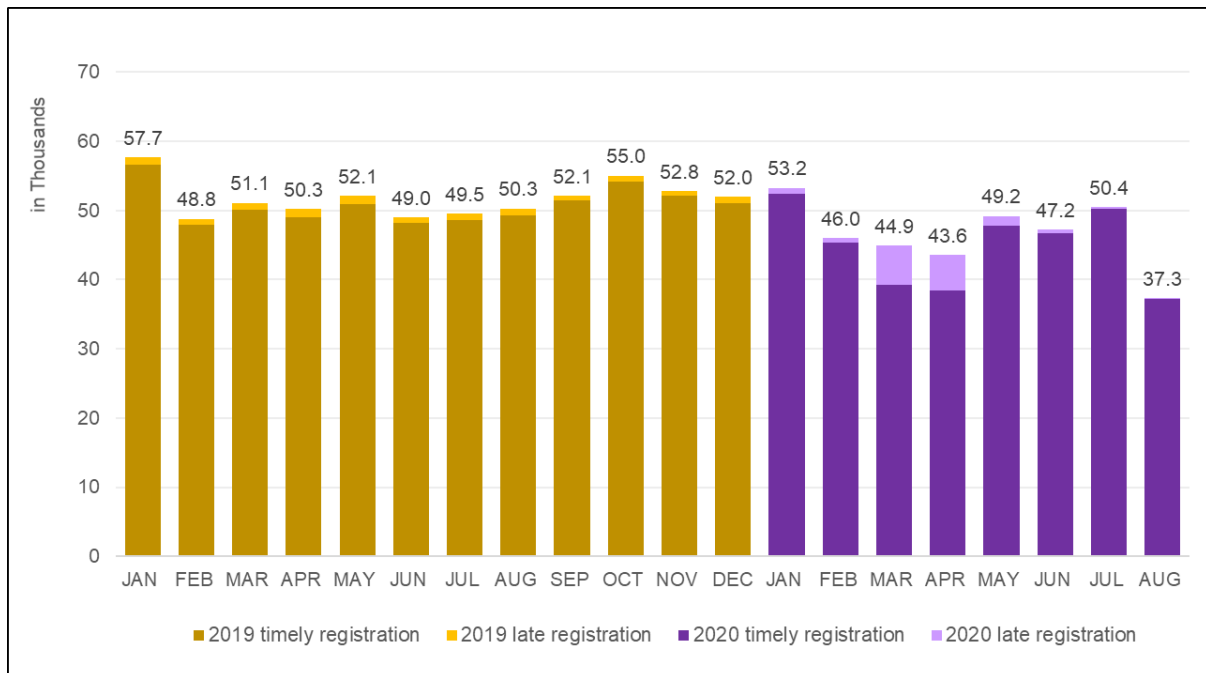
July registers more deaths in 2020 than the previous year; other months still register fewer deaths

The preliminary number of registered deaths from January to August 2020 reached 371,880, lower than the total registered deaths of 408,788 in the same period in 2019. While registered monthly deaths in 2020 were lower than their respective months in the previous year, July already recorded 50,445 deaths this year, higher than the 49,505 deaths in 2019.

From the total registered first semester deaths released last 29 July 2020, additional 24,759 deaths on the same period were registered as of 30 September. (Figure 1, and Table 1)



Figure 1. Registered Deaths in the Philippines
January 2019 to August 2020^(p) (as of 30 September 2020)



Late registered deaths remain highest in March and April 2020¹

Relative to their corresponding months in 2019, the increase in late registrations, or those whose deaths were registered beyond 30 days after the occurrence, remained highest for March and April 2020 deaths. Late registrations for March 2020 deaths, numbering at 5,714, is already more than fivefold of the 1,066 March 2019 late registrations. Meanwhile, the April 2020 late registration of 5,108 was more than four times of the recorded 1,250 in April 2019.

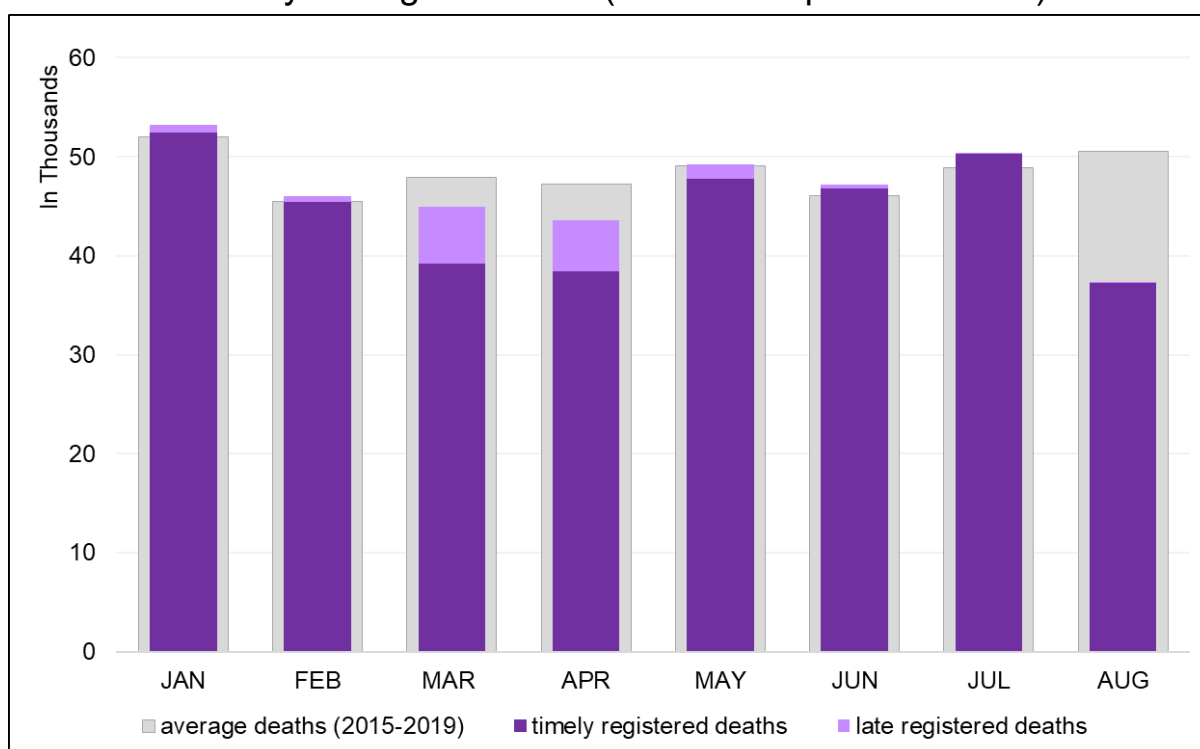
In terms of share of late registered deaths since January, about 40.1 percent were March deaths while 35.9 percent were April deaths, majority of which were registered in June. (Tables 1 and 3)

¹ This high number of late registrations may be due to the quarantine measures implemented during these months. Page 2 of 8

Most months register higher deaths than their corresponding monthly average in the last five years²

The number of registered deaths from January to July 2020 already exceeded their corresponding monthly averages in the last five years, except for March and April. On the other hand, the relatively fewer registered deaths in August 2020 were expected since not all deaths were registered yet as per reglementary period. (Figure 2 and Table 2)

Figure 2. Registered Deaths in the Philippines
January to August 2020^(p) (as of 30 September 2020)



² In the first report, only the registered January deaths, at 53,078, exceeded its past five years monthly average (Press Release No. 2020-165 dated 29 July 2020).

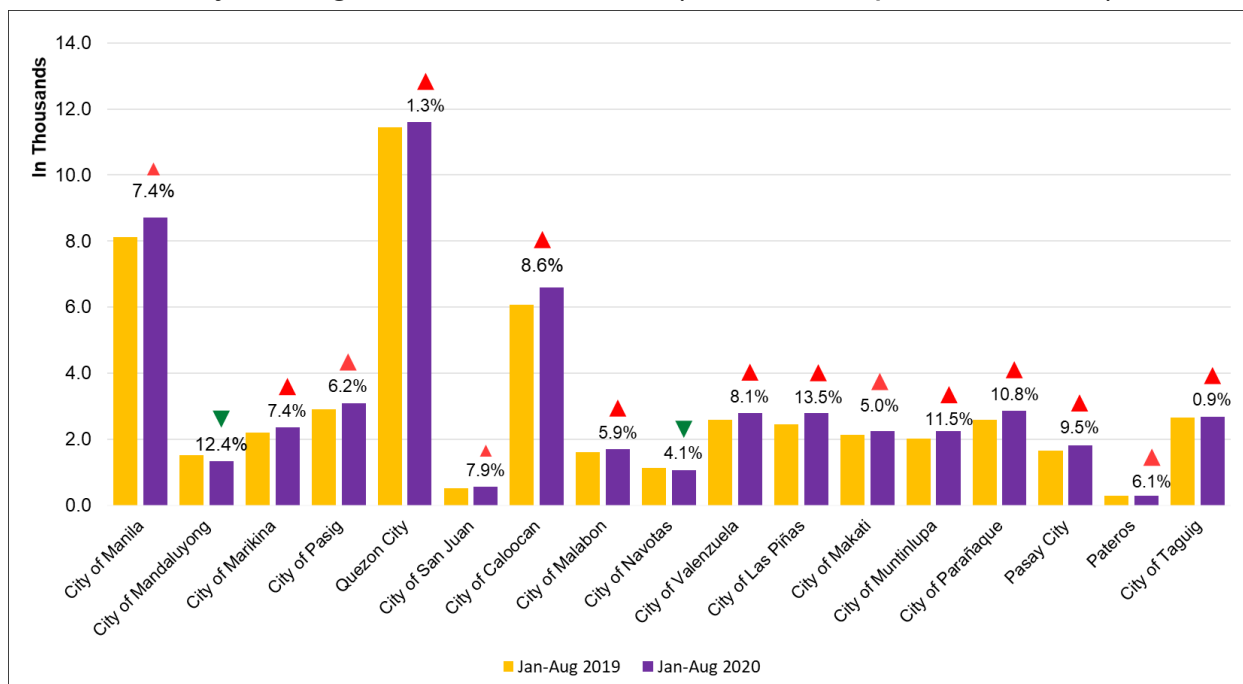
Deaths in the National Capital Region (NCR) from January to August 2020

NCR records more deaths in 2020 than in 2019

NCR registered 54,748 deaths from January to August 2020, or a 5.5 percent increase from the 51,871 deaths registered in the same period in 2019. Increases were recorded in 15 out of 17 of its cities/municipalities, with highest increase in the City of Las Piñas at 13.5 percent.

Meanwhile, declines in the registered deaths during the period were recorded in the City of Mandaluyong (-12.4%) and City of Navotas(-4.1%). (Figure 3 and Table 4)

Figure 3. Registered Deaths in the National Capital Region January to August, 2019 & 2020^(p) (as of 30 September 2020)



The same cities register the most deaths in 2019 and 2020

Quezon City registered the highest number of deaths in the NCR from January to August 2020 at 11,598 or 21.2 percent of the total registered deaths in the region. The city similarly had the highest share in 2019, with 11,446 or 22.1 percent of the total deaths during the same period.

Meanwhile, the City of Manila recorded the second highest with 8,723 registered deaths (15.9%) while the City of Caloocan came in third with 6,600 (12.1%) of the total registered deaths in NCR, maintaining their respective ranks in 2019. These three cities comprised nearly half of the total registered deaths in 2019 (49.4%) and 2020 (49.2%).

On the other hand, Pateros still had the lowest number of deaths registered in NCR, with 295 deaths or 0.5 percent of the total registered deaths during the period. (Table 4)



DENNIS S. MAPA, Ph.D.

Undersecretary

National Statistician and Civil Registrar General

AGBA/CDC/ATR/MBV

Attachments:

1. *Table A. Number of Registered Deaths by Month of Occurrence and usual Residence by Region, Province, City and Municipality, Philippines: 2020^(p) (as of 30 September 2020)*
2. *Table 1. Number of Registered Deaths by Month of Occurrence and Registration Status, Philippines: 2019-2020^(p) (as of 30 September 2020)*
3. *Table 2. Average Number of Deaths from 2015 to 2019 and Number of Registered Deaths by Month of Occurrence and Registration Status, Philippines: 2020^(p) (as of 30 September 2020)*
4. *Table 3. Late registration in 2019 and 2020^(p), by month of occurrence and month of registration (as of 30 September 2020)*
5. *Table 4. Number of Registered Deaths in Cities of NCR: January to August, 2019 and 2020^(p) (as of 30 September 2020)*

Table 1. Number of Registered Deaths by Month of Occurrence and Registration Status, Philippines: 2019-2020^(p) (as of 30 September 2020)

Month of Occurrence	2019					2020				
	Total	Timely	Share (%)	Late	Share (%)	Total	Timely	Share (%)	Late	Share (%)
Total	620,724	609,530	98.2	11,194	1.8	371,880	357,646	96.2	14,234	3.8
Jan	57,704	56,574	98.0	1,130	2.0	53,246	52,454	98.5	792	1.5
Feb	48,806	47,943	98.2	863	1.8	46,012	45,400	98.7	612	1.3
Mar	51,113	50,047	97.9	1,066	2.1	44,936	39,222	87.3	5,714	12.7
Apr	50,252	49,002	97.5	1,250	2.5	43,565	38,457	88.3	5,108	11.7
May	52,109	50,957	97.8	1,152	2.2	49,199	47,814	97.2	1,385	2.8
Jun	49,026	48,160	98.2	866	1.8	47,227	46,767	99.0	460	1.0
Jul	49,505	48,666	98.3	839	1.7	50,445	50,283	99.7	162	0.3
Aug	50,273	49,343	98.2	930	1.8	37,250	37,249	100.0	1	0.0
Sep	52,125	51,438	98.7	687	1.3					
Oct	55,023	54,217	98.5	806	1.5					
Nov	52,817	52,170	98.8	647	1.2					
Dec	51,971	51,013	98.2	958	1.8					

Source: Philippine Statistics Authority (Data on deaths are those registered at the Office of the City/Municipal Registrars throughout the country and submitted to the Office of the Civil Registrar General; Certificate of Death- Municipal Form 103)

^(p) - Preliminary

Table 2. Average Number of Deaths from 2015 to 2019 and Number of Registered Deaths by Month of Occurrence and Registration Status, Philippines: 2020^(p) (as of 30 September 2020)

Month of Occurrence	Average number of death (2015-2019)	2020			Daily Average	
		Total	Timely	Late	Average (2015-2019)	2020
Total	586,692	371,880	357,646	14,234	1,607	1,016
Jan	51,996	53,246	52,454	792	1,677	1,718
Feb	45,456	46,012	45,400	612	1,623	1,587
Mar	47,912	44,936	39,222	5,714	1,546	1,450
Apr	47,259	43,565	38,457	5,108	1,575	1,452
May	49,103	49,199	47,814	1,385	1,584	1,587
Jun	46,106	47,227	46,767	460	1,537	1,574
Jul	48,862	50,445	50,283	162	1,576	1,627
Aug	50,567	37,250	37,249	1	1,631	1,202
Sep	49,389				1,646	
Oct	51,325				1,656	
Nov	48,681				1,623	
Dec	50,037				1,614	

Source: Philippine Statistics Authority (Data on deaths are those registered at the Office of the City/Municipal Registrars throughout the country and submitted to the Office of the Civil Registrar General; Certificate of Death- Municipal Form 103)

^(p) - Preliminary

Table 3. Late registration in 2019 and 2020^(p), by month of occurrence and month of registration (as of 30 September 2020)

Month of Occurrence	Month of Registration								Total
	Jan	Feb	Mar	Apr	May	Jun	Jul	Aug	
2019									
Jan	n/a	222	286	122	74	77	62	45	888
Feb		n/a	141	224	107	74	80	53	679
Mar			n/a	193	278	151	133	84	839
Apr				n/a	256	344	235	104	939
May					n/a	244	389	157	790
Jun						n/a	223	237	460
Jul							n/a	177	177
Aug								n/a	-
2020									
Jan	n/a	262	202	53	80	99	70	26	792
Feb			71	72	159	178	90	42	612
Mar			n/a	380	1,989	2,243	834	268	5,714
Apr				n/a	1,396	2,561	892	259	5,108
May					n/a	579	612	194	1,385
Jun						n/a	223	237	460
Jul							n/a	162	162
Aug								n/a	-

Source: Philippine Statistics Authority (Data on deaths are those registered at the Office of the City/Municipal Registrars throughout the country and submitted to the Office of the Civil Registrar General; Certificate of Death- Municipal Form 103)

^(p) - Preliminary

Table 4. Number of Registered Deaths in Cities of NCR:
January to August, 2019 and 2020^(p) (as of 30 September 2020)

District	City	Jan - Aug 2019		Jan - Aug 2020		Percent Change
		Number	Share (%)	Number	Share (%)	
	Total NCR	51,871	100.0	54,748	100.0	5.5% ▲
First	City of Manila	8,123	15.7	8,723	15.9	7.4% ▲
Second	City of Mandaluyong	1,512	2.9	1,324	2.4	-12.4% ▼
	City of Marikina	2,193	4.2	2,356	4.3	7.4% ▲
	City of Pasig	2,913	5.6	3,094	5.7	6.2% ▲
	Quezon City	11,446	22.1	11,598	21.2	1.3% ▲
	City of San Juan	519	1.0	560	1.0	7.9% ▲
Third	City of Caloocan	6,078	11.7	6,600	12.1	8.6% ▲
	City of Malabon	1,609	3.1	1,704	3.1	5.9% ▲
	City of Navotas	1,117	2.2	1,071	2.0	-4.1% ▼
	City of Valenzuela	2,582	5.0	2,791	5.1	8.1% ▲
Fourth	City of Las Piñas	2,451	4.7	2,783	5.1	13.5% ▲
	City of Makati	2,141	4.1	2,249	4.1	5.0% ▲
	City of Muntinlupa	2,005	3.9	2,235	4.1	11.5% ▲
	City of Parañaque	2,584	5.0	2,864	5.2	10.8% ▲
	Pasay City	1,656	3.2	1,813	3.3	9.5% ▲
	Pateros	278	0.5	295	0.5	6.1% ▲
	City of Taguig	2,664	5.1	2,688	4.9	0.9% ▲

Source: Philippine Statistics Authority (Data on deaths are those registered at the Office of the City/Municipal Registrars throughout the country and submitted to the Office of the Civil Registrar General; Certificate of Death- Municipal Form 103)

^(p) - Preliminary